



System 100V
System 200V
System 300S
System 500S
HMI
Software
Accessories



System Summary and Price List

November 2008

www.vipa.de

www.vipa.de





VIPA FACTS & MORE

VIPA company history

VIPA GmbH was founded in 1985 in Erlangen by Mr. Wolfgang Seel as a system house for automation engineering. After production of the first PC-based machine operating panel there were further developments of control and communication modules. The first customers were from the automotive and food industry, conveying engineering and machine and plant construction. VIPA has been increasingly active in the European market since 1995.

The introduction of the modular automation system 200V was the basis for creating more powerful, faster and more reliable systems. In the year 2000 the new 2000sq.m headquarter in Herzogenaurach, west of Erlangen was opened.

The development of the SPEED7 High-Speed PLC in 2003 was a further technological milestone in the automation equipment range. In 2005, VIPA has extended the product range with the Touch Panel family.

More than 100 highly qualified employees are working for VIPA in Germany. In addition to that there are over 60 VIPA branch offices and service partners in over 60 countries.



Wolfgang Seel
President



1985 - Foundation of VIPA GmbH by Mr. Wolfgang Seel

1988 - First Inrack-PC for the SIMATIC from Siemens in the world

1990 - Focusing on hardware components

1995 - First TCP/IP processors for the SIMATIC from Siemens in the world

1996 - Introduction of the first own PLC system - System 200V

1997 - Foundation of ASIC design centre

1999 - Foundation of Profichip GmbH

2000 - Move to new headquarter in Herzogenaurach

2001 - Introduction of the Micro-PLC-system - System 100V

2003 - Development of SPEED7 technology - the fastest Hard-PLC in the world

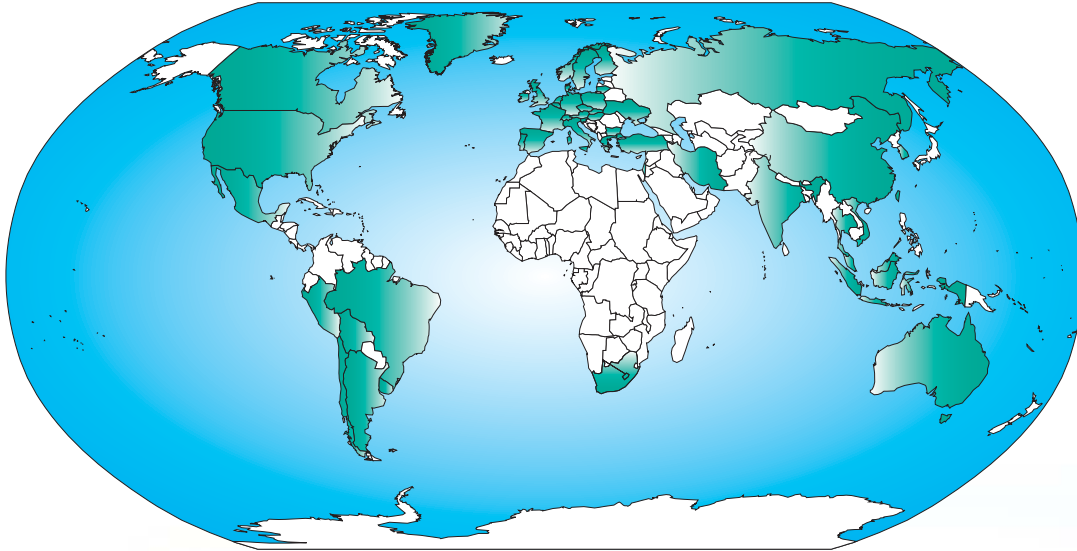
2005 - Development of VIPA Touch Panel family

2006 - More than 60 distributors and branch offices worldwide

2007 - Introduction of Compact-Class CPUs with SPEED7 technology

2008 - Introduction of TOUCHcontrol Panels

VIPA Worldwide – Distributors and Branch Offices



EUROPE



Austria
VIPA Elektronik-Systeme GmbH
Hietzinger Kai 85 / 1.OG
A-1130 Wien
Ph.: +43-1-8959363-0
Fax: +43-1-8959363-50
Email: elektroniksysteme@psoft.at
<http://www.vipa.at>



Belgium
Bintz technics N.V.
Brixtonlaan 25
BE-1930 Zaventem
Ph.: +32-2-720-4916
Fax: +32-2-720-3750
Email: info@bintz-technics.be
<http://www.bintz-technics.be>



Bulgaria
Atics Ltd.
Suhata reka,
Todorini kukli Str. bl. 221,
entr. 2, ap. 35
BG-1505 Sofia
Ph.: +359-2-847-6244
Fax: +359-2-847-6244
Email: office@atics-bg.com
<http://www.atics-bg.com>



Croatia
Please contact
VIPA Elektronik-Systeme GmbH,
Austria



Czech Republic
REM-Technik s.r.o.
Kliny 35
CZ-61500 Brno
Ph.: +420-548-140-000
Fax: +420-548-140-005
Email: office@rem-technik.cz
<http://www.rem-technik.cz>



Denmark
VIPA Denmark
Kaervaenget 8
DK 8800 Viborg
Sales:
Ph.: +45-8750-9801
Fax: +45-8750-9807
Email: salesdk@vipa.de
Support:
Ph.: +45-8750-9806
Fax: +45-8750-9806
Email: supportdk@vipa.de
<http://www.vipa-automation.dk>



Estonia
Standel AS
Kiisa 8
ES-11313 Tallinn
Ph.: +372-6-558-180
Fax: +372-6-558-179
Email: standel@standel.ee
<http://www.standel.ee>



Finland
Please contact
Sensor Control Nordic AB
Sweden



France
VIPA FRANCE SAS
78 rue Haxo
F - 75020 Paris
Ph.: +33-1-43615225
Fax: +33-1-43615345
Email: info@vipa.fr
<http://www.vipa.fr>



Germany
VIPA GmbH - Headquarter
Ohmstr. 4
D-91074 Herzogenaurach
Ph.: +49-9132-744-0
Fax: +49-9132-744-1864
Email: info@vipa.de
<http://www.vipa.de>
<http://www.speed7.com>



Great Britain
VIPA Limited
Bedford i-lab
Priory Business Park
Stannard Way
GB-Bedford, MK44 3RZ
Ph.: +44-845-1162055
Fax: +44-808-2801143
E-mail: info@vipa.co.uk
<http://www.vipa.co.uk>



Greece
Technoproodos Ltd.
Constantinoupolleos 22
136-71 Acharnes
GR-Athens
Ph.: +30-210-2406636
Fax: +30-210-2466288
Email: info@technoproodos.gr
<http://www.technoproodos.gr>



Hungary
Please contact
VIPA Elektronik-Systeme GmbH,
Austria



Ireland
Automated Components Ireland
Ltd. (ACI)
Unit 32 Hills Industrial Estate
Lucan
Co. Dublin
Ireland
Ph.: +353 (0) 1628 2824
Fax: +353 (0) 1628 3536
Email: ddownes@auto-comp-irl.com
<http://www.auto-comp-irl.com>



Ireland
Engineering Automation Solutions Ltd.
Garryspillane
Kilmallock
Co. Limerick
Ireland
Ph.: +353 (0) 87 4129839
+353 (0) 86 8311828
Fax: +353 (0) 62 53854
Email: info@engineeringautomation.ie
<http://www.engineeringautomation.ie>



Italy
VIPA Italia S.r.l.
Via Lorenzo Bernini 4
I-25010 San Zeno Naviglio BS
Ph.: +39-030-2106 959
Fax: +39-030-2106 742
Email: info@vipaitalia.it
<http://www.vipaitalia.it>



Latvia
EMT SIA
Jelgavas iela 44/46
LV-1004 Riga
Ph.: +37 17 60 20 27
Fax: +37 17 60 20 28
Email: dzintars@emt.lv



Lithuania
UAB „Elinta“
Terminalo 3
Biruliskiu k.
Karmelavos sen.
LT-54469 Kauno raj.
Ph.: +370-37-351999
Fax: +370-37-452780
Email: info@elinta.lt
<http://www.elinta.lt>



Luxemburg
Please contact
Bintz technics N.V., Belgium



Moldova
„ElectroTehnImport“ SRL
61 Hincesti Street
MD 2028 Chisinau
Ph.: +373-22-72-15-47
Fax: +373-22-72-15-47
Email: elimport@mcc.md
<http://www.electroimport.md>



Netherlands
Vipa Nederland B.V.
Postbus 824
NL- 7301 BB Apeldoorn
Ph.: +31-55-3564208
Fax: +31-55-3564209
Email: info@vipa.nl
<http://www.vipa.nl>



Poland
SDS-AUTOMATYKA
Poplawski Spolka Jawna
ul. Ostrowskiego 30
PL-53238 Wroclaw
Ph.: +48-71-339-0441
Fax: +48-71-339-0488
Email: biuro@sds-automatyka.pl
<http://www.sds-automatyka.pl>



Portugal
Prosistav LDA
Zona Industrial da Mota,
Rua 7 Lote 6a
Gafanha da Encarnacao
PT- 3830-527 Ilhavo
Ph.: +351-234-181 150
Fax: +351-234-181-159
Email: prosistav@prosistav.pt



Romania
Assembla Engineering SRL
Bld Saturn, nr. 9, bl. 9
sc. A, apt. 3
RO-500338 Brasov
Ph.: +40-268524459
Fax: +40-268524459
Email: info@assembla.ro
<http://www.assembla.ro>



Russia
Prosoft Ltd.
108 Profsovnazna Str.
RU-Moscow 117 437
Ph.: +7-495-234-0636
Fax: +7-495-234-0640
Email: info@prosoft.ru
<http://www.prosoft.ru>



Serbia
Please contact
VIPA Elektronik-Systeme GmbH,
Austria



Slovakia
ControlSystem s.r.o.
Stúrova 4
SK-97701 Brezno
Ph.: +421-48-6115900
Fax: +421-48-6111891
Email: info@controlsystem.sk
<http://www.controlsystem.sk>



Slovenia
Please contact
VIPA Elektronik-Systeme GmbH,
Austria



Spain
VIPA Automation, S.L.
Avinguda Cerdanyola, 98
ES-08173 Sant Cugat del Vallès
Ph.: +34 93 583 1504
Fax: +34 93 583 1782
Email: vipa@vipa.es
<http://www.vipa.es>
<http://www.speed7.es>



Sweden
Sensor Control Nordic AB
Sollettunavägen 49
SE-191 40 Sollettuna
Ph.: +46 8 668 2100
Fax: +46 8 669 0110
Email: info@scn.se
<http://www.scn.se>



Switzerland
SATOMEAC AG
Hinterbergstrasse 11
CH-6330 Cham
Ph.: +41-41-748-1777
Fax: +41-41-748-1755
Email: info@satomeac.ch
<http://www.satomeac.ch>



Turkey
OTES Elektronik San. Tic.Ltd.Sti.
Egitim Mah. Sadikoglu
Is Merkezi - 6
No:7 KAT:2, Daire 6-7
TR-34722 Kadikoy - Istanbul
Ph.: +90-216-337-70-56
Fax: +90-216-337-70-57
Email: info@otes.com.tr
<http://www.otes.com.tr>



Ukraine
SV Altera Ltd.
Lepse ave. 4
UA-03067 Kiev
Ph.: +38-044-496-1888
Fax: +38-044-496-1818
Email: svaltera@svaltera.kiev.ua
<http://www.svaltera.kiev.ua>

AFRICA

 **South Africa**
Anytech (Pty) Ltd.
Cnr. Orleans and Homestead
ZA- Kya-Sand, Gauteng 2163
Ph.: +27-11-708-1992
Fax: +27-11-708-1745
Email: info@anytech.co.za
http://www.anytech.co.za

AUSTRALIA

 **Australia**
VIPA Automation
PO Box 1778
AUS-Cleveland DC, QLD 4163
Ph.: +61-7-3488-0177
Fax: +61-7-3488-0144
http://www.vipaautomation.com

 **New Zealand**
Please contact
VIPA Automation, Australia
Pacific Islands
Please contact
VIPA Automation, Australia

AMERICA

 **Argentina**
Exsol S.A.
Martin Coronado 925
Acassuso, 1641
AR-Buenos Aires
Ph.: +54-11-4742-9611
Fax: +54-11-4742-7118
Email: info@exsol.com.ar
http://www.exsol.com.ar

 **Canada**
ONTOR Ltd.
12 Leswyn Road
CA-Toronto, ON, M6A 1K3
Ph.: +1 (416) 781-5286
Fax: +1 (416) 781-7680
Email: info@ontor.com
http://www.ontor.com

 **Colombia**
CIMATEC S EN C.
Calle 175 # 76-55
CO-Bogotá
Ph.: +57-1-703-3357
Email: cimatec@telmex.net.co

 **Mexico**
Pillar Mexicana, S.A. de C.V.
Av. Revolución 1315
Col. Campestre San Angel
MEX- 01040 Mexico
Ph.: +5255-5660-5553
Fax: +5255-5651-5573
Email: info@pillar.com.mx
http://www.pillar.com.mx

 **Uruguay**
ZyTECH Innovative Solutions
Cerro Largo 788 Bis.
UY-11000 Montevideo
Ph.: +598-2-901 3311
Fax: +598-2-901 3311
Email: info@zytech.com.uy
http://www.zytech.com.uy

 **Brazil**
Orkan Automation Ind.
Rua José Monteiro Filho, 486
Jardim Três Marias
BR-09750-140 Sao Bernardo
do Campo - SP
Ph.: +55-11-4125-6088
Fax: +55-11-4125-8811
Email: vendas@orkan.com.br
http://www.orkan.com.br

 **Chile**
Electronica
Francisco Eduardo Palma Saavedra
Av. Américo Vespucio 513-B
Villa Alto Jahuel 2 Pudahuel
CL-7482032 Santiago de Chile
Ph.: +56-2-7482023
Fax: +56-2-7482032
Email: info@efp.cl
http://www.efp.cl

 **Dominican Republic**
Mando y Regulación Industrial
Colinas del Seminario V,
Manzana C, #12, Los Rios
DO Santo Domingo R.D.
Ph.: +1 809 561 5025
Email: mandoyreg.ind@codetel.net.do

 **Peru**
Automatizacion y Control
Industrial S.A.C.
Pasaje Loma d. Pilar 115, Of. 301
Santiago de Surco
PE-Lima 33
Ph.: +51-1-2780-105
Fax: +51-1-2780-205
Email: autc@autc.com.pe
http://www.autc.com.pe


 **USA**
VIPA Automation Inc.
109 Sunrise Lane #100
USA-Canton, GA 30115
Ph.: +1-770-479-4024
Fax: +1-770-234-5774
Email: kosse@vipa-usa.com
http://www.vipa-usa.com

 **Ecuador**
Iandcecontrol S.A.
RUC-1791804864001
Av. 10 de Agosto N30-28
(Edif. Segovia 3er piso)
Y Curo y Caicedo,
EC-Quito
Ph.: +593-22-235-557
Fax: +593-22-564-449
Email: info@iandcecontrol.com
http://www.iandcecontrol.com

ASIA

 **China, Headquarter**
VIPA China, Beijing Office
Unit 1703, Inspiring
Space 25
Ganluyuan Nanli
Chaoyang District
CN-100123 Beijing
Ph.: +86-10-85592617/-18/-19
Fax: +86-10-85591678
Email: support@vipa.com.cn
http://www.vipa.com.cn

 **China, Branch Office**
VIPA China, Chongqing Office
2103, Metropolitan Tower, No. 68
Zhourong Rd, Yuzhong District
CN-400010 Chongqing
Ph.: +86-23-63739512
Fax: +86-23-63739572
Email: chongqing@vipa.com.cn
http://www.vipa.com.cn

 **Indonesia**
Please contact
VIPA SDN BHD, Malaysia

 **Korea**
DAESHIN Engineering Co. Ltd.
34-8, Anyang 2-Dong,
Manan-Gu, Gyeonggi-Do
KR- 430-812 Anyang-Si
Ph.: +82-31-474-4051
Fax: +82-31-474-4058
Email: daeshin@paran.com
http://www.vipakorea.co.kr


 **Pakistan**
Pacific Engineering
147, Uni Shopping Centre
AH Road, Saddar
PK-74400 Karachi
Ph.: 92 21 566 1728
Fax: 92 21 566 0521
Email: pacific@pacificpk.com
http://www.pacificpk.com

 **Taiwan**
Nano-Trend Technology Co., Ltd.
1F, No. 36, Lane 157, Sec.1
Sinsheng S. Rd.
TW-106 Taipei City
Ph.: +886-2-2701-3780
Fax: +886-2-2704-7694
Email: info@nano-trend.com
http://www.nano-trend.com


 **China, Branch Office**
VIPA China, Shanghai Office
Room 601, Building 1
German Center
No. 88 Keyuan Road
CN-201203 Shanghai
Ph.: +86-21-28986171
Fax: +86-21-28986170
Email: shanghai@vipa.com.cn
http://www.vipa.com.cn

 **China, Hongkong**
Ritech Engineering & Supply Co. Ltd.
Units 1-2, 10/F South
China Industrial Bldg. No. 1.
Chun Pin Street, Kwai Chung, N.T.
Ph.: +852 2410 1819
Fax: +852 2410 1735
Email: stiff@ritech-hk.com

 **Malaysia**
VIPA Sdn Bhd
No. 6F-10, IOI Business Park
Bandar Puchong Jaya
MY - 47100 Puchong, Selangor
Ph.: +603-8076-5571
Fax: +603-8076-5491
Email: vipa@tm.net.my

 **Philippines**
Please contact
VIPA SDN BHD, Malaysia

 **Singapore**
Please contact
VIPA SDN BHD, Malaysia

 **Thailand**
Navachot Innovation Co., Ltd.
55/210 Moo 6, Soi Yothinphattana,
Praditmanutham Rd.,
Latphrao, Bangkok 10230
Ph.: +662-2515-0186
Fax: +662-2515-0187
Email: theerasak@navachot.com

 **India**
VIPA Automation India Pvt Ltd.
B.R. House, 4th Floor
Hennur Main Road
IND-Bangalore 560043
Ph.: +91-80-2543-5757/58
Fax: +91-80-2543-5759
Email: info@vipaindia.com

MIDDLE EAST

 **Egypt**
Middle East for Automation
System and Trading
56 Misr Helwan road
Bader Tower, Maadi
Komish El-Nile
EG Cairo
Ph.: +2 02 23588821
Fax: +2 02 23588218
Email: info@masautomation.com
http://www.masautomation.com

 **Iran**
Peyman Sanat
Espadna Eng. Co. Ltd.
No. 18, Mohammadi Alley Mehr Str.,
2nd Moshtagh Ave
IR-Isfahan 81589-15441
Ph.: +98-311-2600266
Fax: +98-311-2606579
Email: sales@psecogroup.com
http://www.psecogroup.com

 **Israel**
C-Vision Computer Systems Ltd.
Building A1 East
9 Haomanut Street
Poleg Industry Area
IL-42504 Natanya
Ph.: +972-9-86-33-066
Fax: +972-9-86-33-065
Email: info@c-vision.co.il
http://www.c-vision.co.il

 **Lebanon**
I. Network Automation sal
United Assurance Bldg.
Ground Floor, Near Mercedes
Showroom, Dora Highway
Beirut, Lebanon
Ph.: +961-1-249-562
Fax: +961-1-249-563
Email: info@inetlb.com
http://www.inetlb.com



Contents

VIPA System 100V - The compact control system 8

FEATURES OF VIPA SYSTEM 100V:	8
PLC-CPUS	9
CLAMP MODULES	11
DIGITAL IN-/OUTPUT MODULES	11
ANALOG IN-/OUTPUT-MODULES	12
FIELD BUS SLAVE MODULES (PROFIBUS-DP) – DIGITAL INPUT	12
FIELD BUS SLAVE MODULES (PROFIBUS-DP) – DIGITAL OUTPUT	12
FIELD BUS SLAVE MODULES (PROFIBUS-DP) – DIGITAL IN-/OUTPUT	12
FIELD BUS SLAVE MODULES (CANOPEN) – DIGITAL IN-/OUTPUT	13
MEMORY EXPANSIONS	13
ACCESSORIES	13
MANUALS	13

VIPA System 200V - The modular control system 14

FEATURES OF VIPA SYSTEM 200V:	14
PLC-CPUS (FOR STEP5 FROM SIEMENS)	15
PLC-CPUS (FOR STEP7 FROM SIEMENS)	16
CLAMPS MODULES	17
POWER SUPPLY	18
DIGITAL INPUT MODULES	18
DIGITAL OUTPUT MODULES	19
DIGITAL IN-/OUTPUT MODULES	20
ANALOG INPUT MODULES	20
ANALOG OUTPUT MODULES	20
ANALOG IN-/OUTPUT MODULES	20
COMBINATION MODULES	21
COMMUNICATION PROCESSORS	21
FIELD BUS MASTER MODULES	21
COUNTER-/SSI MODULES	22
POSITIONING MODULES	22
INTERFACE MODULES	22
FIELD BUS SLAVE MODULES	23
MEMORY EXTENSIONS	23
SPARE PARTS	23
ACCESSORIES	24
MANUALS	25

VIPA System 300S - The High-Speed control system 26

FEATURES VIPA SYSTEM 300S:	26
PLC-CPUS	27
POWER SUPPLY	28
DIGITAL INPUT MODULES	28
DIGITAL OUTPUT MODULES	29
DIGITAL IN-/OUTPUT MODULES	29
ANALOG INPUT MODULES	29
ANALOG OUTPUT MODULES	30
COMMUNICATION PROCESSORS	30



.....

VIPA System 300S - The High-Speed control system 26

FIELD BUS MASTER MODULES	30
ETHERNET-CPS	31
FIELD BUS SLAVE MODULES	31
CONTROL MODULES	31
MEMORY EXTENSIONS	32
ACCESSORIES	32
MANUALS	34
SPARE PARTS (SYSTEM 300V)	35

.....

VIPA System 500S - The PC control system 36

FEATURES OF VIPA SYSTEM 500S:	36
PLC-CPUS	37
MEMORY EXTENSIONS	37
ACCESSORIES	37

.....

HMI 38

FEATURES HMI:	38
LINES DISPLAY	39
TOUCH PANELS	39
VIPA IQ HOME ZONE	41
SOFTWARE - EXTENSION	41
OPERATING SYSTEM + TOOLS	41
RUNTIME + TOOLS	42
USER MEMORY EXTENSIONS	42
ACCESSORIES	43
MANUALS	43

.....

VIPA Software 44

VIPA SOFTWARE OVERVIEW:	44
OPC-SERVER	45
PROGRAMMING SOFTWARE	45
PARAMETERIZATION SOFTWARE	46
ANALYSIS TOOL	46
OTHER SOFTWARE	47
MANUALS	47

.....

VIPA Accessories 48

TELESERVICE-MODULE	48
ACCESSORIES	48

.....

Supply and Delivery terms 50

VIPA System 100V - The compact control system



The VIPA system 100V is a Micro-PLC system programmable with STEP7 from Siemens or WinPLC7 - a programming tool from VIPA. A lite version of WinPLC7 is included in the scope of delivery with CPUs of system 100V. With a compact design, system 100V provides a maximum expansion of up to 160 I/O points by connecting in expansion modules. These Micro-PLCs are especially suitable for use in smaller and cost-conscious applications.



Micro-PLC programmable with STEP7 from Siemens

Features of VIPA System 100V:

- Programming software WinPLC7 lite from VIPA included
- Programmable with STEP7 from Siemens
- Integrated work memory – operation is possible without additional memory card!
- Integrated ROM memory for continuous saving of program and data
- Integrated accumulator-backed RAM memory
- Supports standard MMC cards for saving of program and data
- MPI Interface on board
- Applications for centralized and decentralized areas are possible
- Expandable by up to four signal and function modules from the VIPA 100V and 200V range
- Real-time clock
- Compact design
- Maintenance-free cage clamps
- Front connector included
- Mounts on 35mm DIN rails
- 24 months warranty
- UL-standard certification



VIPA System 100V - The compact control system

PLC-CPUs



Fig.: 114-6BJ02



112-4BH02	<p>CPU 112 - Micro PLC DC 24V, 8/16kByte work/load memory, MP²I, MMC slot, real-time clock</p> <p>Periphery: DI 8xDC 24V, DIO 4xDC 24V (DO 0,5A), DO 4xDC 24V, 0,5A, potential separated, not expandable, incl. SW211K2OD WinPLC7lite programming software (SW211K2OD please order separately)</p>
114-6BJ02	<p>CPU 114 - Micro PLC DC 24V, 16/24kByte work/load memory, MP²I, MMC slot, real-time clock</p> <p>Periphery: DI 16xDC 24V, thereof counter 2x32Bit (AB), up to 30kHz, DIO 4xDC 24V (DO 0,5A), DO 4xDC 24V, 0,5A, thereof 2xPWM, 50kHz, potential separated, expandable, incl. SW211K2OD WinPLC7lite programming software (SW211K2OD please order separately)</p>
114-6BJ03	<p>CPU 114 - Micro PLC DC 24V, 24/32kByte work/load memory, MP²I, MMC slot, real-time clock</p> <p>Periphery: DI 16xDC 24V, thereof counter 2x32Bit (AB), up to 30kHz, DIO 4xDC 24V (DO 0,5A), DO 4xDC 24V, 0,5A, thereof 2xPWM, 50kHz, potential separated, expandable, incl. SW211K2OD WinPLC7lite programming software (SW211K2OD please order separately)</p>
114-6BJ04	<p>CPU 114 - Micro PLC DC 24V, 32/40kByte work/load memory, MP²I, MMC slot, real-time clock</p> <p>Periphery: DI 16xDC 24V, thereof counter 2x32Bit (AB), up to 30kHz, DIO 4xDC 24V (DO 0,5A), DO 4xDC 24V, 0,5A, thereof 2xPWM, 50kHz, potential separated, expandable, incl. SW211K2OD WinPLC7lite programming software (SW211K2OD please order separately)</p>
114-6BJ52	<p>CPU 114R - Micro PLC DC 24V, 16/24kByte work/load memory, MP²I, MMC slot, real-time clock</p> <p>Periphery: DI 16xDC 24V, thereof counter 2x32Bit (AB), up to 30kHz, DO 8xrelays, potential separated, expandable, incl. SW211K2OD WinPLC7lite programming software (SW211K2OD please order separately)</p>
114-6BJ53	<p>CPU 114R - Micro PLC DC 24V, 24/32kByte work/load memory, MP²I, MMC slot, real-time clock</p> <p>Periphery: DI 16xDC 24V, thereof counter 2x32Bit (AB), up to 30kHz, DO 8xrelays, potential separated, expandable, incl. SW211K2OD WinPLC7lite programming software (SW211K2OD please order separately)</p>
114-6BJ54	<p>CPU 114R - Micro PLC DC 24V, 32/40kByte work/load memory, MP²I, MMC slot, real-time clock</p> <p>Periphery: DI 16xDC 24V, thereof counter 2x32Bit (AB), up to 30kHz, DO 8xrelays, potential separated, expandable, incl. SW211K2OD WinPLC7lite programming software (SW211K2OD please order separately)</p>
115-6BL02	<p>CPU 115 - Micro PLC DC 24V, 16/24kByte work/load memory, MP²I, MMC slot, real-time clock</p> <p>Periphery: DI 16xDC 24V, thereof counter 2x32Bit (AB), up to 30kHz, DIO 4xDC 24V (DO 0,5A), DO 12xDC 24V, 0,5A, thereof 2xPWM, 50kHz, potential separated, expandable, incl. SW211K2OD WinPLC7lite programming software (SW211K2OD please order separately)</p>
115-6BL03	<p>CPU 115 - Micro PLC DC 24V, 24/32kByte work/load memory, MP²I, MMC slot, real-time clock</p> <p>Periphery: DI 16xDC 24V, thereof counter 2x32Bit (AB), up to 30kHz, DIO 4xDC 24V (DO 0,5A), DO 12xDC 24V, 0,5A, thereof 2xPWM, 50kHz, potential separated, expandable, incl. SW211K2OD WinPLC7lite programming software (SW211K2OD please order separately)</p>

PLC-CPUS



Fig.: 115-6BL02



115-6BL04	<p>CPU 115 - Micro PLC DC 24V, 32/40kByte work/load memory, MP²I, MMC slot, real-time clock Periphery: DI 16xDC 24V, thereof counter 2x32Bit (AB), up to 30kHz, DIO 4xDC 24V (DO 0,5A), DO 12xDC 24V, 0,5A, thereof 2xPWM, 50kHz, potential separated, expandable, incl. SW211K2OD WinPLC7lite programming software (SW211K2OD please order separately)</p>
115-6BL12	<p>CPU 115SER - Micro PLC DC 24V, 16/24kByte work/load memory, MP²I, MMC slot, real-time clock Interface: PtP RS232, ASCII, STX/ETX, 3964R, Modbus master/slave, USS master Periphery: DI 16xDC 24V, thereof counter 2x32Bit (AB), up to 30kHz, DIO 4xDC 24V (DO 0,5A), DO 12xDC 24V, 0,5A, thereof 2xPWM, 50kHz, potential separated, expandable, incl. SW211K2OD WinPLC7lite programming software (SW211K2OD please order separately)</p>
115-6BL13	<p>CPU 115SER - Micro PLC DC 24V, 24/32kByte work/load memory, MP²I, MMC slot, real-time clock Interface: PtP RS232, ASCII, STX/ETX, 3964R, Modbus master/slave, USS master Periphery: DI 16xDC 24V, thereof counter 2x32Bit (AB), up to 30kHz, DIO 4xDC 24V (DO 0,5A), DO 12xDC 24V, 0,5A, thereof 2xPWM, 50kHz, potential separated, expandable, incl. SW211K2OD WinPLC7lite programming software (SW211K2OD please order separately)</p>
115-6BL14	<p>CPU 115SER - Micro PLC DC 24V, 32/40kByte work/load memory, MP²I, MMC slot, real-time clock Interface: PtP RS232, ASCII, STX/ETX, 3964R, Modbus master/slave, USS master Periphery: DI 16xDC 24V, thereof counter 2x32Bit (AB), up to 30kHz, DIO 4xDC 24V (DO 0,5A), DO 12xDC 24V, 0,5A, thereof 2xPWM, 50kHz, potential separated, expandable, incl. SW211K2OD WinPLC7lite programming software (SW211K2OD please order separately)</p>
115-6BL22	<p>CPU 115DP - Micro PLC DC 24V, 16/24kByte work/load memory, MP²I, MMC slot, real-time clock Interface: Profibus-DP slave, 12Mbit/s, address 1...125 Periphery: DI 16xDC 24V, thereof counter 2x32Bit (AB), up to 30kHz, DIO 4xDC 24V (DO 0,5A), DO 12xDC 24V, 0,5A, thereof 2xPWM, 50kHz, potential separated, expandable, incl. SW221K2OD WinPLC7lite programming software (SW221K2OD please order separately)</p>
115-6BL23	<p>CPU 115DP - Micro PLC DC 24V, 24/32kByte work/load memory, MP²I, MMC slot, real-time clock Interface: Profibus-DP slave, 12Mbit/s, address 1...125 Periphery: DI 16xDC 24V, thereof counter 2x32Bit (AB), up to 30kHz, DIO 4xDC 24V (DO 0,5A), DO 12xDC 24V, 0,5A, thereof 2xPWM, 50kHz, potential separated, expandable, incl. SW221K2OD WinPLC7lite programming software (SW221K2OD please order separately)</p>
115-6BL24	<p>CPU 115DP - Micro PLC DC 24V, 32/40kByte work/load memory, MP²I, MMC slot, real-time clock Interface: Profibus-DP slave, 12Mbit/s, address 1...125 Periphery: DI 16xDC 24V, thereof counter 2x32Bit (AB), up to 30kHz, DIO 4xDC 24V (DO 0,5A), DO 12xDC 24V, 0,5A, thereof 2xPWM, 50kHz, potential separated, expandable, incl. SW221K2OD WinPLC7lite programming software (SW221K2OD please order separately)</p>

PLC-CPUs



Fig.: 115-6BL32



115-6BL32	<p>CPU 115SER - Micro PLC DC 24V, 16/24kByte work/load memory, MP²I, MMC slot, real-time clock Interface: PtP RS485, potential separated, ASCII, STX/ETX, 3964R, Modbus master/slave, USS master Periphery: DI 16xDC 24V, thereof counter 2x32Bit (AB), up to 30kHz, DIO 4xDC 24V (DO 0,5A), DO 12xDC 24V, 0,5A, thereof 2xPWM, 50kHz, potential separated, expandable, incl. SW221K2OD WinPLC7lite programming software (SW221K2OD please order separately)</p>
115-6BL33	<p>CPU 115SER - Micro PLC DC 24V, 16/24kByte work/load memory, MP²I, MMC slot, real-time clock Interface: PtP RS485, potential separated, ASCII, STX/ETX, 3964R, Modbus master/slave, USS master Periphery: DI 16xDC 24V, thereof counter 2x32Bit (AB), up to 30kHz, DIO 4xDC 24V (DO 0,5A), DO 12xDC 24V, 0,5A, thereof 2xPWM, 50kHz, potential separated, expandable, incl. SW221K2OD WinPLC7lite programming software (SW221K2OD please order separately)</p>
115-6BL34	<p>CPU 115SER - Micro PLC DC 24V, 16/24kByte work/load memory, MP²I, MMC slot, real-time clock Interface: PtP RS485, potential separated, ASCII, STX/ETX, 3964R, Modbus master/slave, USS master Periphery: DI 16xDC 24V, thereof counter 2x32Bit (AB), up to 30kHz, DIO 4xDC 24V (DO 0,5A), DO 12xDC 24V, 0,5A, thereof 2xPWM, 50kHz, potential separated, expandable, incl. SW221K2OD WinPLC7lite programming software (SW221K2OD please order separately)</p>

CLAMP MODULES



Fig.: 101-4FH50

101-4FH50	<p>CM 101 - Terminal module 8x11 clamps</p>
-----------	---

DIGITAL IN-/OUTPUT MODULES



Fig.: 123-4EJ01

<p>Cross-system compatibility! Further signal modules are shown on pages 18-20 (System 200V)</p>	
123-4EH01	<p>EM 123 - Expansion module, digital DI 8xDC 24V, DO 8xDC 24V, 0,5A, potential separated</p>
123-4EJ01	<p>EM 123 - Expansion module, digital DI 16xDC 24V, DO 8xDC 24V, 0,5A, potential separated</p>
123-4EJ11	<p>EM 123 - Expansion module, digital DI 16xDC 24V, DO 8xrelays</p>
123-4EJ20	<p>EM 123 - Expansion module, digital DI 16xAC 60...230V, DO 8xrelays</p>
123-4EL01	<p>EM 123 - Expansion module, digital DI 16xDC 24V, DO 16xDC 24V, 0,5A, potential separated</p>

VIPA System 100V - The compact control system

ANALOG IN-/OUTPUT-MODULES

134-4EE00 **EM 134 - Expansion module, analog**
AI 3x12Bit, U, I, 1x12Bit, RTD, AO 2x12Bit, U, I

FIELDBUS SLAVE MODULES (PROFIBUS-DP) – DIGITAL INPUT




Fig.: 151-4PH00



151-4PH00 **SM 151 - Profibus-DP slave, digital**
DC 24V, 12Mbit/s, address 1...99, DI 16xDC 24V

151-6PH00 **SM 151 - Profibus-DP slave, digital**
DC 24V, 12Mbit/s, address 1...99, DI 16xDC 24V, 4x11 clamps

151-6PL00 **SM 151 - Profibus-DP slave, digital**
DC 24V, 12Mbit/s, address 1...99, DI 32xDC 24V

FIELDBUS SLAVE MODULES (PROFIBUS-DP) – DIGITAL OUTPUT




Fig.: 152-6PH50



152-4PH00 **SM 152 - Profibus-DP slave, digital**
DC 24V, 12Mbit/s, address 1...99, DO 16xDC 24V, 1A

152-6PH00 **SM 152 - Profibus-DP slave, digital**
DC 24V, 12Mbit/s, address 1...99, DO 16xDC 24V, 1A, 4x11 clamps

152-6PH50 **SM 152 - Profibus-DP slave, digital**
DC 24V, 12Mbit/s, address 1...99, DO 16xrelays COM

152-6PL00 **SM 152 - Profibus-DP slave, digital**
DC 24V, 12Mbit/s, address 1...99, DO 32xDC 24V, 1A

FIELDBUS SLAVE MODULES (PROFIBUS-DP) – DIGITAL IN-/OUTPUT



Fig.: 153-4PF00



153-4PF00 **SM 153 - Profibus-DP slave, digital**
DC 24V, 12Mbit/s, address 1...99, DIO 8xDC 24V (DO 1A), 2x11 clamps

153-4PH00 **SM 153 - Profibus-DP slave, digital**
DC 24V, 12Mbit/s, address 1...99, DI 8xDC 24V, DO 8xDC 24V, 1A

153-6PH00 **SM 153 - Profibus-DP slave, digital**
DC 24V, 12Mbit/s, address 1...99, DI 8xDC 24V, DO 8xDC 24V, 1A, 4x11 clamps

153-6PL00 **SM 153 - Profibus-DP slave, digital**
DC 24V, 12Mbit/s, address 1...99, DI 16xDC 24V, DO 16xDC 24V, 1A

153-6PL10 **SM 153 - Profibus-DP slave, digital**
DC 24V, 12Mbit/s, address 1...99, DI 24xDC 24V, DO 8xDC 24V, 1A

VIPA System 100V - The compact control system

FIELDBUS SLAVE MODULES (CANOPEN) – DIGITAL IN-/OUTPUT



Fig.: 153-4CH00

CANopen

153-4CF00	SM 153 - CANopen slave, digital DC 24V, 1Mbit/s, address 0...99, DIO 8xDC 24V (DO 1A), 2x11 clamps
153-4CH00	SM 153 - CANopen slave, digital DC 24V, 1Mbit/s, address 0...99, DI 8xDC 24V, DIO 4xDC 24V (DO 1A), DO 4xDC 24V, 1A
153-6CH00	SM 153 - CANopen slave, digital DC 24V, 1Mbit/s, address 0...99, DI 8xDC 24V, DIO 4xDC 24V (DO 1A), DO 4xDC 24V, 1A, 4x11 clamps
153-6CL10	SM 153 - CANopen slave, digital DC 24V, 1Mbit/s, address 0...99, DI 24xDC 24V, DO 8xDC 24V, 1A

MEMORY EXPANSIONS



Fig.: MMC - MultiMediaCard

953-0KX10	MMC - MultiMediaCard Extension memory for VIPA CPUs 11x, 21x, 24x, 31x, 51x and 208-1DP01, CC 03 (for load memory not necessary)
-----------	--

ACCESSORIES



Fig.: 35mm DIN rail



Fig.: Front connector
• 10 pole

Fig.: 1tier Bus connector

290-0AA10	Bus connector 1tier
290-1AF30	35mm DIN rail 530mm length (other lengths upon request)
292-1AF00	Front connector 10pole with cage clamps

MANUALS



Fig.: Manual

HB100D	Manual System 100V - Compendium, German HB100D_CM, HB100D_EM, HB100D_SM-PB, HB100D_SM-CAN
HB100D_CM	Manual System 100V, German CM – Clamps modules
HB100D_CPU	Manual System 100V, German CPU 11x, incl. operations list
HB100D_EM	Manual System 100V, German EM - Expansion modules
HB100D_SM-CAN	Manual System 100V, German SM-CAN - Block I/O CAN
HB100D_SM-PB	Manual System 100V, German SM-PB - Block I/O Profibus
HB100E	Manual System 100V - Compendium, English HB100E_CM, HB100E_EM, HB100E_SM-PB, HB100E_SM-CAN
HB100E_CM	Manual System 100V, English CM - Clamps modules
HB100E_CPU	Manual System 100V, English CPU 11x, incl. operations list
HB100E_EM	Manual System 100V, English EM - Expansion modules
HB100E_SM-CAN	Manual System 100V, English SM-CAN - Block I/O CAN
HB100E_SM-PB	Manual System 100V, English SM-PB - Block I/O Profibus

VIPA System 200V - The modular control system



The VIPA System 200V is a highly compact and modular control system for centralized and decentralized applications. With its comprehensive range of communication and fieldbus modules System 200V is also supporting complex installations. Due to the variety of modules available, it can be used for nearly all mid-range applications.



Modular control system programmable with STEP5 and STEP7 from Siemens

Features of VIPA System 200V:

- Programmable with WinPLC7 from VIPA
- Programmable with STEP7 from Siemens
- Integrated work memory – operation possible without additional memory card!
- Integrated ROM memory for continuous saving of program and data
- Integrated accumulator backed RAM memory
- Supporting standard MMC cards for saving of program and data
- MPI Interface on board
- Centralized and decentralized applications are possible
- Modular expansion possible
- Real-time clock
- Centralized application with the possibility of up to 32 modules on the CPU rack
- Compact design
- Maintenance free cage clamps
- Front connector included
- 35mm DIN rail mounting
- 24 months warranty
- UL-standard certification



VIPA System 200V - The modular control system

PLC-CPUS (FOR STEP5 FROM SIEMENS)



Fig.: 242-2BP01



241-1BA01	CPU 241 - PLC CPU 8kByte memory, AS511, MMC slot
241-2BP01	CPU 241DP - PLC CPU 8kByte memory, AS511, MMC slot Interface: Profibus-DP slave, 12Mbit/s, address 1...125
241-2BT10	CPU 241NET - PLC-CPU 8kByte memory, AS511, MMC slot, real-time clock Interface: Ethernet-CP 243, RFC1006, TCP/IP, UDP, parameterizable via handling blocks
242-1BA01	CPU 242 - PLC CPU 32kByte memory, AS511, MMC slot
242-2BP01	CPU 242DP - PLC CPU 32kByte memory, AS511, MMC slot Interface: Profibus-DP slave, 12Mbit/s, address 1...125
242-2BT10	CPU 242NET - PLC-CPU 32kByte memory, AS511, MMC-Slot, real-time clock Interface: Ethernet-CP 243, RFC1006, TCP/IP, UDP, parameterizable via handling blocks
243-1BA01	CPU 243 - PLC CPU 52kByte memory, AS511, MMC slot, real-time clock
243-2BP01	CPU 243DP - PLC CPU 52kByte memory, AS511, MMC slot, real-time clock Interface: Profibus-DP slave, 12Mbit/s, address 1...125
243-2BT10	CPU 243NET - PLC-CPU 52kByte memory, AS511, MMC-Slot, real-time clock Interface: Ethernet-CP 243, RFC1006, TCP/IP, UDP, parameterizable via handling blocks
244-1BA01	CPU 244 - PLC CPU 104kByte memory, AS511, MMC slot, real-time clock
244-2BP01	CPU 244DP - PLC CPU 104kByte memory, AS511, MMC slot, real-time clock Interface: Profibus-DP slave, 12Mbit/s, address 1...125
244-2BT10	CPU 244NET - PLC-CPU 104kByte memory, AS511, MMC-Slot, real-time clock Interface: Ethernet-CP 243, RFC1006, TCP/IP, UDP, parameterizable via handling blocks

VIPA System 200V - The modular control system

PLC-CPUS (FOR STEP7 FROM SIEMENS)



Fig.: 215-1BA02



Fig.: 215-2BP02



214-1BA02	CPU 214 - PLC CPU DC 24V, 48/80kByte work/load memory, MP ² I, MMC slot, real-time clock
214-1BC02	CPU 214C - PLC CPU DC 24V, 32/40kByte work/load memory, MP ² I, MMC slot, real-time clock
214-2BM02	CPU 214DPM - PLC CPU DC 24V, 48/80kByte work/load memory, MP ² I, MMC slot, real-time clock Interface: Profibus-DP master, 12Mbit/s, up to 125 slaves
214-2BP02	CPU 214DP - PLC CPU DC 24V, 48/80kByte work/load memory, MP ² I, MMC slot, real-time clock Interface: Profibus-DP slave, 12Mbit/s, address 1...125
214-2BS02	CPU 214SER - PLC CPU DC 24V, 48/80kByte work/load memory, MP ² I, MMC slot, real-time clock Interface: PtP 2x RS232, ASCII, STX/ETX, 3964R with RK512
214-2BS12	CPU 214SER - PLC CPU DC 24V, 48/80kByte work/load memory, MP ² I, MMC slot, real-time clock Interface: PtP RS232, ASCII, STX/ETX, 3964R, Modbus master/slave, USS master, modem connectable
214-2BS32	CPU 214SER - PLC CPU DC 24V, 48/80kByte work/load memory, MP ² I, MMC slot, real-time clock Interface: PtP RS485, ASCII, STX/ETX, 3964R, Modbus master/slave, USS master
214-2BT10	CPU 214NET - PLC CPU DC 24V, 48/80kByte work/load memory, MP ² I, MMC slot, real-time clock Interface: Ethernet-CP 243, S7 communication, RFC1006, TCP/IP, parameterizable with NetPro from Siemens
214-2CM02	CPU 214CAN - PLC CPU DC 24V, 48/80kByte work/load memory, MP ² I, MMC slot, real-time clock Interface: CANopen master, 1Mbit/s, up to 126 slaves
215-1BA02	CPU 215 - PLC CPU DC 24V, 96/144kByte work/load memory, MP ² I, MMC slot, real-time clock
215-2BM02	CPU 215DPM - PLC CPU DC 24V, 96/144kByte work/load memory, MP ² I, MMC slot, real-time clock Interface: Profibus-DP master, 12Mbit/s, up to 125 slaves
215-2BP02	CPU 215DP - PLC CPU DC 24V, 96/144kByte work/load memory, MP ² I, MMC slot, real-time clock Interface: Profibus-DP slave, 12Mbit/s, address 1...125
215-2BS02	CPU 215SER - PLC CPU DC 24V, 96/144kByte work/load memory, MP ² I, MMC slot, real-time clock Interface: PtP 2x RS232, ASCII, STX/ETX, 3964R with RK512
215-2BS12	CPU 215SER - PLC CPU DC 24V, 96/144kByte work/load memory, MP ² I, MMC slot, real-time clock Interface: PtP RS232, ASCII, STX/ETX, 3964R, Modbus master/slave, USS master, modem connectable
215-2BS32	CPU 215SER - PLC CPU DC 24V, 96/144kByte work/load memory, MP ² I, MMC slot, real-time clock Interface: PtP RS485, ASCII, STX/ETX, 3964R, Modbus master/slave, USS master

VIPA System 200V - The modular control system

PLC-CPUS (FOR STEP7 FROM SIEMENS)



Fig.: 215-2BP02



215-2BT10	CPU 215NET - PLC CPU DC 24V, 96/144kByte work/load memory, MP ² I, MMC slot, real-time clock Interface: Ethernet-CP 243, S7 communication, RFC1006, TCP/IP, parameterizable with NetPro from Siemens
215-2CM02	CPU 215CAN - PLC CPU DC 24V, 96/144kByte work/load memory, MP ² I, MMC slot, real-time clock Interface: CANopen master, 1Mbit/s, up to 126 slaves
216-1BA02	CPU 216 - PLC CPU DC 24V, 128/192kByte work/load memory, MP ² I, MMC slot, real-time clock
216-2BM02	CPU 216DPM - PLC CPU DC 24V, 128/192kByte work/load memory, MP ² I, MMC slot, real-time clock Interface: Profibus-DP master, 12Mbit/s, up to 125 slaves
216-2BP02	CPU 216DP - PLC CPU DC 24V, 128/192kByte work/load memory, MP ² I, MMC slot, real-time clock Interface: Profibus-DP slave, 12Mbit/s, address 1...125
216-2BS02	CPU 216SER - PLC CPU DC 24V, 128/192kByte work/load memory, MP ² I, MMC slot, real-time clock Interface: 2x RS232, ASCII, STX/ETX, 3964R with RK512
216-2BS12	CPU 216SER - PLC CPU DC 24V, 128/192kByte work/load memory, MP ² I, MMC slot, real-time clock Interface: PtP RS232, ASCII, STX/ETX, 3964R, Modbus master/slave, USS master, modem connectable
216-2BS32	CPU 216SER - PLC CPU DC 24V, 128/192kByte work/load memory, MP ² I, MMC slot, real-time clock Interface: PtP RS485, ASCII, STX/ETX, 3964R, Modbus master/slave, USS master
216-2BT10	CPU 216NET - PLC CPU DC 24V, 128/192kByte work/load memory, MP ² I, MMC slot, real-time clock Interface: Ethernet-CP 243, S7 communication, RFC1006, TCP/IP, parameterizable with NetPro from Siemens
216-2CM02	CPU 216CAN - PLC CPU DC 24V, 128/192kByte work/load memory, MP ² I, MMC slot, real-time clock Interface: CANopen master, 1Mbit/s, up to 126 slaves

CLAMPS MODULES



Fig.: 201-1AA10

201-1AA00	CM 201 - Double clamps module 2x11 clamps, grey/grey
201-1AA10	CM 201 - Double clamps module 2x11 clamps, green-yellow/grey
201-1AA20	CM 201 - Double clamps module 2x11 clamps, red/blue
201-1AA40	CM 201 - 4-tier clamps module 2x5 clamps grey/grey and 2x6pole red/blue

VIPA System 200V - The modular control system

POWER SUPPLY



Fig.: 207-2BA20

207-1BA00	PS 207 - Power supply AC 100/230V, DC 24V, 2A, 48W
207-2BA20	PS 207 - Power supply AC 100/230V, DC 24V, 2A, 48W with 2x11 clamps red/blue

DIGITAL INPUT MODULES



Fig.: 221-1BF00



Fig.: 221-1BH10



Fig.: 221-2BL10

221-1BF00	SM 221 - Digital input DI 8xDC 24V
221-1BF10	SM 221 - Digital input DI 8xDC 24V, 0,2 ms
221-1BF21	SM 221 - Digital input DI 8xDC 24V, 0,2ms, alarm
221-1BF30	SM 221 - Digital input ECO DI 8xDC 24V
221-1BF50	SM 221 - Digital input DI 8xDC 24V, NPN
221-1BH00	SM 221 - Digital input DI 16xDC 24V, for conversion module DEA-UB4x
221-1BH10	SM 221 - Digital input DI 16xDC 24V
221-1BH20	SM 221 - Digital input DI 16xDC 24V, thereof counter 1x32Bit (AB), until 100kHz
221-1BH30	SM 221 - Digital input ECO DI 16xDC 24V
221-1BH50	SM 221 - Digital input DI 16xDC 24V, NPN, for conversion module DEA-UB4x
221-1BH51	SM 221 - Digital input DI 16xDC 24V, NPN
221-1FD00	SM 221 - Digital input DI 4xAC/DC 90...230V, potential separated per channel
221-1FF20	SM 221 - Digital input DI 8xAC/DC 60...230V
221-1FF30	SM 221 - Digital input DI 8xAC/DC 24...48V
221-1FF40	SM 221 - Digital input DI 8xAC 230V, 20mA input current, hysteresis
221-1FF50	SM 221 - Digital input DI 8xAC/DC 180...265V
221-2BL10	SM 221 - Digital input DI 32xDC 24V
KS221-1BH00	SM 221 Set - Digital input 1xSM 221-1BH00, DI 16xDC 24V, 1xDEA-KB91A (1m), 1xDEA-UB48
KSD221-1BH00	SM 221 Set - Digital input 1xSM 221-1BH00, DI 16xDC 24V, 1xDEA-KB91A (1m), 1xDEA-UB48D (3-wire)

VIPA System 200V - The modular control system

DIGITAL OUTPUT MODULES



Fig.: 222-1BF00



Fig.: 222-1BH00



Fig.: 222-2BL10

222-1BF00	SM 222 - Digital output DO 8xDC 24V, 1A
222-1BF10	SM 222 - Digital output DO 8xDC 24V, 2A
222-1BF20	SM 222 - Digital output DO 8xDC 24V, 2A, 4 groups per 2 outputs
222-1BF30	SM 222 - Digital output ECO DO 8xDC 24V, 0,5A
222-1BF50	SM 222 - Digital output DO 8xDC 24V, 0,5A, NPN
222-1BH00	SM 222 - Digital output DO 16xDC 24V, 0,5A, for conversion module DEA-UB4x
222-1BH10	SM 222 - Digital output DO 16xDC 24V, 1A, sum current up to 10A
222-1BH20	SM 222 - Digital output DO 16xDC 24V, 2A, sum current up to 10A
222-1BH30	SM 222 - Digital output ECO DO 16xDC 24V, 0,5A
222-1BH50	SM 222 - Digital output DO 16xDC 24V, 0,5A NPN, for conversion module DEA-UB4x
222-1BH51	SM 222 - Digital output DO 16xDC 24V, 0,5A, NPN
222-1DB00	SM 222 - Digital output DO 2xAC 230V, 2A, dimmer
222-1FD10	SM 222 - Digital output DO 4xDC 400V/AC 230V, 0,5A, Solid State relays, potential separated per channel
222-1FF00	SM 222 - Digital output DO 8xDC 400V/AC 230V, 0,5A, Solid State relays COM
222-1HD10	SM 222 - Digital output DO 4xDC 30V/AC 230V, 5A, relays, potential separated per channel
222-1HD20	SM 222 - Digital output DO 4xDC 30V/AC 230V, 16A, relays, bistable, potential separated per channel
222-1HF00	SM 222 - Digital output DO 8xDC 30V/AC 230V, 5A, relays COM
222-2BL10	SM 222 - Digital output DO 32xDC 24V, 1A, 2 groups per 16 DO, sum current per group 10A
KS222-1BH00	SM 222 Set - Digital output 1xSM 222-1BH00, DO 16xDC 24V, 0,5A, 1xDEA-KB91A (1m), 1xDEA-UB48
KSD222-1BH00	SM 222 Set - Digital output 1xSM 222-1BH00, DO 16xDC 24V, 0,5A, 1xDEA-KB91A (1m), 1xDEA-UB48D (3-wire)

VIPA System 200V - The modular control system

DIGITAL IN-/OUTPUT MODULES



Fig.: 223-1BF00

223-1BF00	SM 223 - Digital in-/output DIO 8xDC 24V (DO 1A)
223-2BL10	SM 223 - Digital in-/output DI 16xDC 24V, DO 16xDC 24V, 1A, sum current up to 10A

ANALOG INPUT MODULES



Fig.: 231-1BD53

231-1BD30	SM 231 - Analog input ECO AI 4x12Bit, $\pm 10V$
231-1BD40	SM 231 - Analog input ECO AI 4x12Bit, 4...20mA, $\pm 20mA$
231-1BD53	SM 231 - Analog input AI 4x16Bit, U, I, R, TC, RTD
231-1BD60	SM 231 - Analog input AI 4x12Bit, 0/4...20mA, potential separated per channel
231-1BD70	SM 231 - Analog input AI 4x12Bit, $\pm 10V$, potential separated per channel
231-1BF00	SM 231 - Analog input AI 8x16Bit (2-wire), 4x16Bit (4-wire), 0...60 mV, TC, RTD
231-1FD00	SM 231 - Analog input FAST AI 4x16Bit, U, I, 1ms total

ANALOG OUTPUT MODULES



Fig.: 232-1BD51

232-1BD30	SM 232 - Analog output ECO AO 4x12Bit, 0...10V, $\pm 10V$
232-1BD40	SM 232 - Analog output ECO AO 4x12Bit, 0/4...20mA
232-1BD51	SM 232 - Analog output AO 4x12Bit, U, I

ANALOG IN-/OUTPUT MODULES



Fig.: 234-1BD50

234-1BD50	SM 234 - Analog in-/output AI 2x12Bit, U, I, AO 2x12Bit, U, I
234-1BD60	SM 234 - Analog in-/output AI 3x12Bit, U, I, 1x12Bit, RTD, AO 2x12Bit, U, I

VIPA System 200V - The modular control system

COMBINATION MODULES



Fig.: 238-2BCoo

238-2BCoo **SM 238C - Digital in-/output, counter, analog in-/output**
 DI 12xDC 24V, counter 3x32Bit (AB), up to 30kHz, DIO 4xDC 24V (DO 1A);
 AI 3x12Bit, U, I, 1x12Bit, RTD, AO 2x12Bit, U, I, only in connection with 21x CPUs

COMMUNICATION PROCESSORS



Fig.: 240-1BA20

240-1BA20 **CP 240 - Communication processor**
 PtP RS232, SubD 9 pol., potential separated, ASCII fragmented, STX/ETX,
 3964R with RK512, Modbus master/slave short/long

240-1CA20 **CP 240 - Communication processor**
 PtP RS485, D-type pole, potential separated, ASCII fragmented,
 STX/ETX, 3964R with RK512, Modbus master/slave short/long

240-1CCoo **CP 240 - CAN-Clock**
 DC 24V, RS485, 1MBaud, Address 1...127

240-1DA10 **CM 240 - Mini-switch**
 4xRJ45, Ethernet, 10/100Mbit/s, Auto-negotiation,
 Speed-auto-sensing, Auto MDI/MDIX crossover, (external DC-In
 port for stand-alone operation, order no. 970-oCMoo, EUR 5,00)

240-1EA20 **CP 240 - Communication processor**
 EnOcean functransceiver, SMA jack, 868,3MHz,
 (please order antenna separately: 240-oEAoo or 240-oEA10)

240-1FA20 **CP 240 - Communication processor**
 M-Bus master, potential separated, up to 6 slaves

FIELD BUS MASTER MODULES



Fig.: 208-1CAoo



208-1CAoo **IM 208CAN - CANopen master**
 RS485, 1Mbit/s, up to 126 slaves

208-1DPo1 **IM 208DP - Profibus-DP master**
 RS485, 12Mbit/s, up to 125 slaves

208-1DP11 **IM 208DPO - Profibus-DP master**
 LWL interface (POF, HCS), 12Mbit/s, up to 125 slaves



VIPA System 200V - The modular control system

COUNTER-/SSI MODULES



Fig.: 250-1BA00

250-1BA00 **FM 250 - Counter module**
counter 2x32Bit (AB), up to 1MHz, DO 2xDC 24V, 1A

250-1BS00 **FM 250S - SSI-module**
1xSSI, RS422, 12/24 Bit, 600kbit/s, DO 2xDC 24V, 1A

POSITIONING MODULES



Fig.: 253-1BA00

253-1BA00 **FM 253 - Positioning module**
for stepper motor, 1 axle, RS422, potential separated, DI 3xDC 24V, DO 2xDC 24V, 1A

254-1BA00 **FM 254 - Positioning module**
for servo motor, 1 axle, incremental encor, RS422, potential separated,
DI 3xDC 24V, DO 1xDC 24V, 1A

INTERFACE MODULES



Fig.: 261-1CA00

260-1AA00 **IM 260 - Interface module**
basic module for up to 3 expansion modules

261-1CA00 **IM 261 - Interface module**
expansion module for the 2nd up to 4th line



VIPA System 200V - The modular control system

FIELDBUS SLAVE MODULES



Fig.: 253-1CA01

CANopen



TCP/IP



DeviceNet

253-1CA01	IM 253CAN - CANopen slave DC 24V, 1Mbit/s, address 0...99, up to 32 modules
253-1CA30	IM 253CAN - CANopen slave ECO DC 24V, 1Mbit/s, address 1...125, up to 8 modules
253-1DN00	IM 253DN - DeviceNet slave DC 24V, 500kbit/s, address 0...63, up to 32 modules
253-1DP01	IM 253DP - Profibus-DP slave DC 24V, 12Mbit/s, address 1...99, DP-Vo, DP-V1, configuration via GSD file from VIPA, up to 32 modules
253-1DP11	IM 253DPO - Profibus-DP slave DC 24V, 12Mbit/s, LWL interface (POF, HCS), address 1...99, DP-Vo, DP-V1, configuration via GSD file from VIPA, up to 32 modules
253-1DP31	IM 253DP - Profibus-DP slave ECO DC 24V, 12Mbit/s, address 1...125, DP-Vo, DP-V1, configuration via GSD file from VIPA, up to 8 modules
253-1EC00	IM 253EC - EtherCAT-Slave DC 24V, Ethernet RJ45, 10/100Mbit, EtherCAT, up to 32 modules
253-1IB00	IM 253IBS - INTERBUS slave DC 24V, up to 16 I/O modules
253-1NE00	IM 253NET - Ethernet slave DC 24V, Ethernet RJ45, 10/100Mbit/s, S5 communication, Modbus TCP, up to 32 modules
253-2DP50	IM 253DPR - Profibus-DP slave DC 24V, 12Mbit/s, address 1...99, 2 channels redundant

MEMORY EXTENSIONS



Fig.: MMC - MultiMediaCard

953-0KX10	MMC - MultiMediaCard Extension memory for VIPA CPUs 11x, 21x, 24x, 31x, 51x and 208-1DP01, CC 03 (for load memory not necessary)
-----------	--

SPARE PARTS



Fig.: 288-2BL10

221-1BF20	SM 221 - Digital input (only for spare part requirement, succession module 221-1BF21) DI 8xDC 24V, 3ms, alarm
288-2BL10	PC 288 CPU (only for spare part requirement) PC-LAN extended, STPC (486), 66MHz, DVI, RS232, Ethernet RJ45, 10/100Mbit/s, TCP/IP, up to 32 I/O-module

VIPA System 200V - The modular control system

ACCESSORIES



Fig.: 35mm DIN Rail



Fig.: 10 pole front connector



Fig.: 1tier bus connector

240-0EA00	CP 240 - EnOcean antenna , portable, incl. SMA connector
240-0EA10	CP 240 - EnOcean antenna , magnetic base, incl. 150cm cable and SMA connector
260-1XY05	Connection cable for Interface modules, 0,5m
260-1XY10	Connection cable for Interface modules, 1m
260-1XY15	Connection cable for Interface modules, 1,5m
260-1XY20	Connection cable for Interface modules, 2m
260-1XY25	Connection cable for Interface modules, 2,5m
290-0AA10	Bus connector , 1tier
290-0AA20	Bus connector , 2tier
290-0AA40	Bus connector , 4tier
290-0AA80	Bus connector , 8tier
290-1AF30	35mm DIN rail , 530mm length
292-1AF00	Front connector , 10pole with cage clamps
292-1AH00	Front connector , 18pole with cage clamps
292-1XY00	Labelling cards , (I/O-labelling) with transparent cover foil, 10 pieces
292-1XY10	Labelling cards , (I/O-labelling), perforated, 10 sheets each 8 cards
292-1XY20	Clip-on cards , (module-labelling), perforated, 10 sheets each 108 cards
970-0CM00	CM 240 - Jack , for CM 240 - mini switch, external DC 24V power supply

VIPA System 200V - The modular control system

MANUALS



Fig.: Manual

HB97D	Manual System 200V - Compendium, German HB97D_PS-CM, HB97D_SM, HB97D_CP, HB97D_IM, HB97D_FM
HB97D_ CP	Manual System 200V, German CP 240 Communication processors
HB97D_ CPU	Manual System 200V, German CPU 21x, incl. operations list
HB97D_ FM	Manual System 200V, German FM 25x - Function modules
HB97D_ IM	Manual System 200V, German IM - Interface modules
HB97D_ PS-CM	Manual System 200V, German PS-CM - Power supplies / Expansion modules
HB97D_ SM	Manual System 200V, German SM - Signal modules
HB97E	Manual System 200V - Compendium, English HB97E_PS-CM, HB97E_SM, HB97E_CP, HB97E_IM, HB97E_FM
HB97E_ CP	Manual System 200V, English CP 240 Communication processors
HB97E_ CPU	Manual System 200V, English CPU 21x, incl. operations list
HB97E_ FM	Manual System 200V, English FM 25x - Function modules
HB97E_ IM	Manual System 200V, English IM - Interface modules
HB97E_ PS-CM	Manual System 200V, English PS-CM - Power supplies / Expansion modules
HB97E_ SM	Manual System 200V, English SM - Signal modules
HB99D_ CPU	Manual System 200V, German CPU 24x, incl. operations list
HB99E_ CPU	Manual System 200V, English CPU 24x, incl. operations list

VIPA System 300S - The High-Speed control system



With the VIPA “SPEED7 Technology”, system 300S is the fastest control system in the world programmable with STEP7 from Siemens. The maximum memory for program and data has already been integrated into the SPEED7 CPUs. For this reason the CPUs can be operated without an additional memory card. Depending on the CPU type, the integrated work memory can be expanded up to 8MByte with the VIPA Memory extension card as required. All CPUs in the System 300S are equipped with an Ethernet Interface for PU/OP communication. Depending on the CPU type, a CP 343 interface for Ethernet communication has been integrated. The compact SPEED7 CPUs with their integrated I/O periphery are especially suitable for cost-conscious applications. Because of its high performance and scalable memory, system 300S is especially suitable for mid to high range applications.



High-Speed control system programmable with STEP7 from Siemens

Features VIPA System 300S:

- Programmable with WinPLC7 from VIPA
- Programmable with STEP7 from Siemens
- Integrated work memory – operation is possible without using an additional memory card!
- Flexible extension of memory using a memory extension card for the desired upgrade.
- Integrated battery backed RAM memory
- Supports standard MMC cards for saving of program and data
- SPEED-Bus enabling expansion with High-Speed signal modules and communication processors
- Ethernet-, Profibus-DP- and MPI interface on board
- Profibus-DP-Master/PtP (switchable), 12Mbit/s, up to 125 slaves
- Designed compatibility to the S7-300 from Siemens
- Real-time clock
- Mixed operation is supported for VIPA and Siemens modules in the same rack
- Suitable for central and decentral applications
- Modular design for easy expansion
- Centralized applications with up to 32 modules in one CPU rack
- 24 months warranty
- UL-standard certification



Note:

Operation of SPEED-Bus modules is only possible in connection with CPUs 314-6CF02, 317-2AJ12 and 317-4NE12. SPEED-Bus modules are marked blue in the catalogue.




Fig.:

Left: High-speed modules placed onto the SPEED-Bus from VIPA

Middle: SPEED7-CPU

Right: Standard bus modules from VIPA or Siemens

VIPA System 300S - The High-Speed control system

PLC-CPU's



Fig.: 312-5BE03



312-5BE03 CPU 312SC - SPEED7 technology
 DC 24V, 32kByte work memory expandable up to 512kByte (50% program/50% data), MPI, MMC-Slot, real-time clock
Interface:
 PtP RS485, potential separated, ASCII, STX/ETX, 3964R, Modbus-Master, USS-Master, Ethernet-Interface for PU/OP communication
Periphery:
 DI 16xDC 24V (16 alarm capable), counter 2x32Bit (AB), up to 10kHz, DO 8xDC 24V, 0,5A, 2xPWM/2xStepper (not incl. front connector 1x4opole)



Fig.: 313-5BF03



313-5BF03 CPU 313SC - SPEED7 technology
 DC 24V, 64kByte work memory expandable up to 512kByte (50% program/50% data), MPI, MMC slot, real-time clock
Interface:
 PtP RS485, potential separated, ASCII, STX/ETX, 3964R, Modbus master, USS master, Ethernet interface for PU/OP communication
Periphery:
 DI 24xDC 24V (16 alarm capable), counter 3x32Bit (AB), up to 30kHz, DO 16xDC 24V, 0,5A, AI 4x12Bit, U, I, 1x12Bit, RTD, AO 2x12Bit, U, I, (not incl. front connector 2x4opole)

313-6CF03 CPU 313S/DPM - SPEED7 technology
 DC 24V, 64kByte work memory expandable up to 512kByte (50% program/50% data), MPI, MMC-Slot, real-time clock
Interface:
 Profibus-DP-Master, 12Mbit/s, up to zu 125 Slaves/PtP RS485, potential separated, ASCII, STX/ETX, 3964R, Modbus-Master, USS-Master, Ethernet-Interface for PU/OP communication
Periphery:
 DI 16xDC 24V (16 alarm capable), counter 3x32Bit (AB), up to 30kHz, DO 16xDC 24V, 0,5A, (not incl. front connector 1x4opole)

314-6CF02 CPU 314ST/DPM - SPEED7 technology
 DC 24V, 512kByte work memory expandable up to 2MByte (50% program/50% data), MPI, MMC slot, real-time clock, **SPEED-Bus**
Interface:
 Profibus-DP master, 12Mbit/s, up to 125 slaves/PtP RS485, potential separated, ASCII, STX/ETX, 3964R, Modbus master, USS master, Ethernet interface for PU/OP communication
Periphery:
 DI 8xDC 24V (alarm capable), counter 4x32Bit (AB), up to 100kHz, DIO 8xDC 24V (DI alarm capable, DO 0,5A), AI 4x12Bit, U, I, 1x12Bit, RTD, AO 2x12Bit, U, I, (not incl. front connector 1x4opole)



Fig.: 314-6CF02



314-6CG03 CPU 314SC/DPM - SPEED7 technology
 DC 24V, 128kByte work memory expandable up to 1MByte (50% program/50% data), MPI, MMC slot, real-time clock
Interface:
 Profibus-DP master, 12Mbit/s, up to 125 slaves/PtP RS485, potential separated, ASCII, STX/ETX, 3964R, Modbus master, USS master, Ethernet interface for PU/OP communication
Periphery:
 DI 24xDC 24V (16 alarm capable), counter 4x32Bit (AB), up to 60kHz, DIO 8xDC 24V (DO 0,5A), DO 16xDC 24V, 0,5A, AI 4x12Bit, U, I, 1x12Bit, RTD, AO 2x12Bit, U, I

314-2BG03 CPU 314SE/DPS - SPEED7 technology
 DC 24V, 128kByte work memory expandable up to 512kByte (50% program/50% data), MPI, MMC-Slot, real-time clock
Interface:
 Profibus-DP slave, 12Mbit/s, adress 1...125/PtP RS485, potential separated, ASCII, STX/ETX, 3964R, Modbus master, USS master, Ethernet interface for PU/OP communication

VIPA System 300S - The High-Speed control system

PLC-CPUs



Fig.: 315-2AG12



315-2AG12 CPU 315SB/DPM - SPEED7 technology
DC 24V, 1MByte work memory expandable up to 2MByte (50% program/50% data), MPI, MMC slot, real-time clock
Interface:
Profibus-DP master, 12Mbit/s, up to 125 slaves/PtP RS485, potential separated, ASCII, STX/ETX, 3964R, Modbus master, USS master, Ethernet interface for PU/OP communication

315-4NE12 CPU 315SN/NET - SPEED7 technology
DC 24V, 1MByte work memory expandable up to 2MByte (50% program/50% data), MPI, MMC slot, real-time clock
Interface:
Profibus-DP master, 12Mbit/s, up to 125 slaves/PtP RS485, potential separated, ASCII, STX/ETX, 3964R, Modbus master, Ethernet interface for PU/OP communication, USS-Master, Ethernet-CP 343 Lean, S7 communication, RFC1006, H1, TCP/IP, UDP, up to 8 connections



Fig.: 317-2AJ12



317-2AJ12 CPU 317SE/DPM - SPEED7 technology
DC 24V, 2MByte work memory expandable up to 8MByte (50% program/50% data), MPI, MMC slot, real-time clock, **SPEED-Bus**
Interface:
Profibus-DP master, 12Mbit/s, up to 125 slaves/PtP RS485, potential separated, ASCII, STX/ETX, 3964R, Modbus master, USS master, Ethernet interface for PU/OP communication

317-4NE12 CPU 317SN/NET - SPEED7 technology
DC 24V, 2MByte work memory expandable up to 8MByte (50% program/50% data), MPI, MMC slot, real-time clock, **SPEED-Bus**
Interface:
Profibus-DP master, 12Mbit/s, up to 125 slaves/PtP RS485, potential separated, ASCII, STX/ETX, 3964R, Modbus master, USS master, Ethernet interface for PU/OP communication, Ethernet-CP 343, S7 communication, RFC1006, H1, TCP/IP, UDP, up to 64 connections

POWER SUPPLY



Fig.: 307-1FB70

307-1FB70 PS 307S - Power supply - SPEED-Bus
DC 24V, 6...12A

307-1BA00 PS 307 - Power supply
AC 100/240V, DC 24V, 2,5A

307-1EA00 PS 307 - Power supply
AC 100/240V, DC 24V, 5A

307-1KA00 PS 307 - Power supply
AC 100/240V, DC 24V, 10A

DIGITAL INPUT MODULES



Fig.: 321-1BH70

321-1BH70 SM 321S - FAST Digital input - SPEED-Bus
DI 16xDC 24V, parameterizable 2,56µs...40ms

321-1BH01 SM 321 - Digital input
DI 16xDC 24V

321-1BL00 SM 321 - Digital input
DI 32xDC 24V, two groups

321-1FH00 SM 321 - Digital input
DI 16xAC 120/230V, four groups

VIPA System 300S - The High-Speed control system

DIGITAL OUTPUT MODULES



Fig.: 322-1BH70

322-1BH70	SM 322S - FAST Digital output - SPEED-Bus DO 16xDC 24V, 0,5A, 100kHz
322-1BF01	SM 322 - Digital output DO 8xDC 24V, 2A, two groups
322-1BH01	SM 322 - Digital output DO 16xDC 24V, 1A, two groups
322-1BH41	SM 322 - Digital output DO 16xDC 24V, 2A, two groups
322-1BH60	SM 322 - Digital output DO 16xDC 24V, 0,5A, one group, for manual operation
322-1BL00	SM 322 - Digital output DO 32xDC 24V, 1A, four groups
322-1HH00	SM 322 - Digital output DO 16xrelays, DC 24V/AC 230V, 5A, two groups
322-5FF00	SM 322 - Digital output DO 8xAC 120/230V, 2A, potential separated per channel

DIGITAL IN-/OUTPUT MODULES



Fig.: 323-1BH70

323-1BH70	SM 323S - FAST Digital in-/output - SPEED-Bus DIO 16xDC 24V (DO 0,5A), DI parameterizable 2,56µs...40ms, DO 100kHz
323-1BH00	SM 323 - Digital in-/output DIO 16xDC 24V (DO 1A), two groups
323-1BH01	SM 323 - Digital in-/output DI 8xDC 24V, DO 8xDC 24V, 1A, two groups
323-1BL00	SM 323 - Digital in-/output DI 16xDC 24V, DO 16xDC 24V, 1A, one or two groups

ANALOG INPUT MODULES



Fig.: 331-7AF70

331-7AF70	SM 331S - FAST Analog input - SPEED-Bus AI 8x16Bit, ± 20mA (interrupt capability), 100µs, parameterizable on request: 32kByte, Cache memory per channel to Trigger.
331-7BF70	SM 331S - FAST Analog input - SPEED-Bus AI 8x16Bit, ± 10V(interrupt capability), 100µs, parameterizable on request: 32kByte, Cache memory per channel to Trigger.
331-1KF01	SM 331 - Analog input AI 8x13Bit, U, I, R, RTD, for 4opole front connector
331-7KB01	SM 331 - Analog input AI 2x12Bit, U, I, R, TC, RTD
331-7KF01	SM 331 - Analog input AI 8x12Bit, U, I, R, TC, RTD



VIPA System 300S - The High-Speed control system

ANALOG OUTPUT MODULES



Fig.: 332-5HB01

332-5HB01	SM 332 - Analog output AO 2x12Bit, U, I
332-5HD01	SM 332 - Analog output AO 4x12Bit, U, I
332-5HD50	SM 332 - Analog output AO 4x12Bit, 4...20mA, for manual operation
332-5HD60	SM 332 - Analog output AO 4x12Bit, 0...10V, for manual operation

COMMUNICATION PROCESSORS



Fig.: 341-1CH01

341-1AH01	CP 341 - Communication processor PtP RS232, SubD 9 pol., potential separated, ASCII, 3964R
341-1CH01	CP 341 - Communication processor PtP RS422/485, SubD 9 pol., potential separated, ASCII, 3964R

FIELDBUS MASTER MODULES



Fig.: 342-1DA70

CANopen



342-1CA70	CP 342S CAN - CANopen master - SPEED-Bus 1Mbit/s, up to 126 slaves
342-1DA70	CP 342S DP - Profibus-DP master - SPEED-Bus 12Mbit/s, up to 125 slaves
342-1IA70	CP 342S IBS - Interbus master - SPEED-Bus 500kbit/s, up to 128 slaves



VIPA System 300S - The High-Speed control system

ETHERNET-CPs



Fig.: 343-1EX71

TCP/IP

343-1EX71 **CP 343S TCP/IP - Ethernet-CP 343 - SPEED-Bus**
S7 communication, RFC1006, H1, TCP/IP, UDP, up to 64 connections

FIELDBUS SLAVE MODULES



Fig.: 353-1DP01

PROFIBUS

353-1DP01 **IM 353DP - Profibus-DP slave**
DC 24V, 12Mbit/s, address 1...99, up to 29 modules, configuration via GSD file from VIPA

CONTROL MODULES



Fig.: 355-4SD00




Fig.: 355-4SF00

355-3SD00	FM 355 - Temperature control module 4 channels, current/voltage measurement inputs
355-3SD10	FM 355 - Temperature control module 4 channels, thermo element/Pt100 measurement inputs *
355-3SF00	FM 355 - Temperature control module 8 channels, current/voltage measurement inputs
355-3SF10	FM 355 - Temperature control module 8 channels, thermo element/Pt100 measurement inputs *
355-4SD00	FM 355 - Temperature control module 4 channels with output 8xDIO DC 24V (DO 0,5A), current/voltage measurement inputs
355-4SD10	FM 355 - Temperature control module 4 channels with output 8xDIO DC 24V (DO 0,5A), thermo element/Pt100 measurement inputs *
355-4SF00	FM 355 - Temperature control module 8 channels with output 24xDIO DC 24V (DO 0,5A), current/voltage measurement inputs
355-4SF10	FM 355 - Temperature control module 8 channels with output 24xDIO DC 24V (DO 0,5A), thermo element/Pt100 measurement inputs *

* Please also order summing points for FM 355 if necessary (page 32)

VIPA System 300S - The High-Speed control system

MEMORY EXTENSIONS



Fig.: MCC - Memory extension card
 • 32kByte up to 8MByte

953-0KX10	MMC - MultiMediaCard Extension memory for VIPA CPUs 11x, 21x, 24x, 31x, 51x and 208-1DP01, CC 03 (for load memory not necessary)
953-1LE00	MCC - Memory extension card 32kByte for SPEED7-CPU's, 16kByte program/16kByte data
953-1LF00	MCC - Memory extension card 64kByte for SPEED7-CPU's, 32kByte program/32kByte data
953-1LG00	MCC - Memory extension card 128kByte for SPEED7-CPU's, 64kByte program/64kByte data
953-1LH00	MCC - Memory extension card 256kByte for SPEED7-CPU's, 128kByte program/128kByte data
953-1LJ00	MCC - Memory extension card 512kByte for SPEED7-CPU's, 256kByte program/256kByte data
953-1LK00	MCC - Memory extension card 1MByte for SPEED7-CPU's, 512kByte program/512kByte data
953-1LL00	MCC - Memory extension card 2MByte for SPEED7-CPU's, 1MByte program/1MByte data
953-1LM00	MCC - Memory extension card 4MByte for SPEED7-CPU's, 2MByte program/2MByte data
953-1LP00	MCC - Memory extension card 8MByte for SPEED7-CPU's, 4MByte program/4MByte data

ACCESSORIES



Fig.: DIN rail

342-0IA00	CP 342 IBS - Configuration-/Diagnosis module for 342-1IA70, LC display, 7 buttons, cable 0,5m
355-0AM00	Summing point FM 355 Temperature control module for front connector 40pole screw contact in connection with thermo elements
355-0BM00	Summing point FM 355 Temperature control module for front connector 40pole cage contact in connection with thermo elements
390-1AB60	DIN rail length: 160mm
390-1AE80	DIN rail length: 482mm
390-1AF30	DIN rail length: 530mm
390-1AJ30	DIN rail length: 830mm
390-9AB60	DIN rail length: 160mm, ECO pack: 100 pieces
390-9AE80	DIN rail length: 482mm, ECO pack: 32 pieces
390-9AF30	DIN rail length: 530mm, ECO pack: 32 pieces

VIPA System 300S - The High-Speed control system

ACCESSORIES



Fig.: SPEED-Bus

- BP 391 - SPEED-Bus, DIN rail, 530mm with integrated High-SPEED rear panel bus with up to 10 expansion slots



Fig.: 20pol. Front connector

390-9AJ30	DIN rail 830mm, ECO pack: 20 pieces
390-9BC00	DIN rail 2000mm, ECO pack: 10 pieces
391-1AF10	BP 391 - SPEED-Bus DIN rail, 530mm with integrated High-SPEED rear panel bus for 2 expansion slots
391-1AF30	BP 391 - SPEED-Bus DIN rail, 530mm with integrated High-SPEED rear panel bus for 6 expansion slots
391-1AF50	BP 391 - SPEED-Bus DIN rail, 530mm with integrated High-SPEED rear panel bus for 10 expansion slots
392-1AJ00	Front connector 20pole with screw contact
392-1AM00	Front connector 40pole with screw contact
392-1BJ00	Front connector 20pole with cage clamps
392-1BM01	Front connector 40pole with cage clamps
392-9AJ00	Front connector 20pole with screw contact, ECO pack: 100 pieces
392-9AM00	Front connector 40pole with screw contact, ECO pack: 100 pieces

VIPA System 300S - The High-Speed control system

MANUALS



Fig.: Manual

HB130D	Manual System 300V - Compendium, German HB130D_PS, HB130D_SM, HB130D_CP, HB130D_FM, HB130D_IM
HB130D_ CP	Manual System 300V, German CP 34x Communication processors
HB130D_ CPU	Manual System 300V, German CPU 31x, incl. operations list
HB130D_ FM	Manual System 300V, German FM 355 - Temperature control modules
HB130D_ IM	Manual System 300V, German IM - Interface modules
HB130D_ PS	Manual System 300V, German PS - Power supplies
HB130D_ SM	Manual System 300V, German SM - Signal modules
HB130E	Manual System 300V - Compendium, English HB130E_PS, HB130E_SM, HB130E_CP, HB130E_FM, HB130E_IM
HB130E_ CP	Manual System 300V, English CP 34x Communication processors
HB130E_ CPU	Manual System 300V, English CPU 31x, incl. operations list
HB130E_ FM	Manual System 300V, English FM 355 - Temperature control modules
HB130E_ IM	Manual System 300V, English IM - Interface modules
HB130E_ PS	Manual System 300V, English PS - Power supplies
HB130E_ SM	Manual System 300V, English SM - Signal modules
HB140D	Manual System 300S - SPEED7 - Compendium, German HB140D_PS, HB140D_SM, HB140D_CP
HB140D_ CP	Manual System 300S - SPEED7, German CP 34x SPEED-Bus Communication processors
HB140D_ CPU	Manual System 300S - SPEED7, German CPU 31xS, incl. operations list
HB140D_ CPU_SC	Manual System 300S - SPEED7, German CPU 31xSC, incl. operations list
HB140D_ PS	Manual System 300S - SPEED7, German PS - SPEED-Bus Power supplies
HB140D_ SM	Manual System 300S - SPEED7, German SM - SPEED-Bus Signal modules
HB140E	Manual System 300S - SPEED7 - Compendium, English HB140E_PS, HB140E_SM, HB140E_CP
HB140E_ CP	Manual System 300S - SPEED7, English CP 34x SPEED-Bus Communication processors
HB140E_ CPU	Manual System 300S - SPEED7, English CPU 31xS, incl. operations list
HB140E_ CPU_SC	Manual System 300S - SPEED7, English CPU 31xSC, incl. operations list
HB140E_ PS	Manual System 300S - SPEED7, English PS - SPEED-Bus Power supplies
HB140E_ SM	Manual System 300S - SPEED7, English SM - SPEED-Bus Signal modules



VIPA System 300S - The High-Speed control system

SPARE PARTS (SYSTEM 300V)



Fig.: 315-1SL01



314-1SL01	<p>CPU 314 - PLC CPU DC 24V, 96/144kByte work/load memory, MP²I, MMC slot, real-time clock Interface: Profibus-DP slave, 12Mbit/s, address 1...125</p>
314-2DP01	<p>CPU 314DPM - PLC CPU DC 24V, 96/144kByte work/load memory, MP²I, MMC slot, real-time clock Interface: Profibus-DP master, 12Mbit/s, up to 125 slaves</p>
315-1SL01	<p>CPU 315 - PLC CPU DC 24V, 192/256kByte work/load memory, MP²I, MMC slot, real-time clock Interface: Profibus-DP slave, 12Mbit/s, address 1...125</p>
315-2DP01	<p>CPU 315DPM - PLC CPU DC 24V, 192/256kByte work/load memory, MP²I, MMC slot, real-time clock Interface: Profibus-DP master, 12Mbit/s, up to 125 slaves</p>
316-1SL01	<p>CPU 316 - PLC CPU DC 24V, 256/512kByte work/load memory, MP²I, MMC slot, real-time clock Interface: Profibus-DP slave, 12Mbit/s, address 1...125</p>
316-2DP01	<p>CPU 316DPM - PLC CPU DC 24V, 256/512kByte work/load memory, MP²I, MMC slot, real-time clock Interface: Profibus-DP master, 12Mbit/s, up to 125 slaves</p>



VIPA System 500S - The PC control system




With the VIPA “Speed7 Technology”, system 500S is the fastest control system, programmable with STEP7 from Siemens, in the world. The maximum memory for program and data has already been integrated into the SPEED7 CPUs. Depending on the CPU type, the integrated memory can be expanded up to 8MByte respectively using the appropriate VIPA MCC - Memory extension card. The VIPA system 500S has been designed for operation in a PC slot with PCI interface. An OPC server for communication between CPU and PC is included in the scope of delivery. Peripherals are connected through the integrated Profibus-DP-Master interface. The CPUs are equipped with an Ethernet interface for PU/OP communication. The CPU 517S/NET has an additional CP343 for TCP/IP communication. Owing to their high performance (Speed7 Technology) and their scaleable memory, the CPUs are suitable for complex control tasks.



Control system programmable with STEP7 from Siemens

Features of VIPA System 500S:

- Programmable with WinPLC7 from VIPA
- Programmable with STEP7 from Siemens
- Integrated work memory – operation is possible without additional memory card!
- Flexible extension of the memory using a memory extension card (MCC) for the desired upgrade
- Integrated battery backed RAM memory
- Real-time clock
- Supports standard MMC cards for saving of program and data
- Ethernet-, Profibus-DP and MPI interface on board
- OPC server included
- 24 months warranty
- UL-standard certification



VIPA System 500S - The PC control system

PLC-CPU's



Fig.: 517-2AJ00



515-2AJ00	<p>CPU 515S/DPM - SPEED7 technology external DC 24V power supply, 1MByte work memory expandable up to 2MByte (50% program/50% data), MP²I, MMC slot, real-time clock</p> <p>Interface: Profibus-DP master, 12Mbit/s, up to 125 slaves, PCI-Ethernet interface for PU/OP communication, incl. SW110A2LA OPC server (SW110A2LA please order separately)</p>
517-2AJ00	<p>CPU 517S/DPM - SPEED7 technology external DC 24V power supply, 2MByte work memory expandable up to 8MByte (50% program/50% data), MP²I, MMC slot, real-time clock</p> <p>Interface: Profibus-DP master, 12Mbit/s, up to 125 slaves, PCI-Ethernet interface for PU/OP communication, incl. SW110A2LA OPC server (SW110A2LA please order separately)</p>
517-4NE00	<p>CPU 517S/NET - SPEED7 technology external DC 24V power supply, 2MByte work memory expandable up to 8MByte (50% program/50% data), MP²I, MMC slot, real-time clock</p> <p>Interface: Profibus-DP-Master, 12Mbit/s, up to 125 slaves, PCI-Ethernet interface for PU/OP communication, incl. SW110A2LA OPC-Server (SW110A2LA please order separately)</p> <p>2. Slot: Ethernet-CP 543, S7 communication, RFC1006, H1, TCP/IP, UDP, up to 16 connections</p>

MEMORY EXTENSIONS



Fig.: MCC - Memory extension card
• 32kByte up to 8MByte

953-0KX10	<p>MMC - MultiMediaCard Extension memory for VIPA CPUs 11x, 21x, 24x, 31x, 51x and 208-1DP01, CC 03 (for load memory not necessary)</p>
953-1LE00	<p>MCC - Memory extension card 32kByte for SPEED7-CPU's, 16kByte program/16kByte data</p>
953-1LF00	<p>MCC - Memory extension card 64kByte for SPEED7-CPU's, 32kByte program/32kByte data</p>
953-1LG00	<p>MCC - Memory extension card 128kByte for SPEED7-CPU's, 64kByte program/64kByte data</p>
953-1LH00	<p>MCC - Memory extension card 256kByte for SPEED7-CPU's, 128kByte program/128kByte data</p>
953-1LJ00	<p>MCC - Memory extension card 512kByte for SPEED7-CPU's, 256kByte program/256kByte data</p>
953-1LK00	<p>MCC - Memory extension card 1MByte for SPEED7-CPU's, 512kByte program/512kByte data</p>
953-1LL00	<p>MCC - Memory extension card 2MByte for SPEED7-CPU's, 1MByte program/1MByte data</p>
953-1LM00	<p>MCC - Memory extension card 4MByte for SPEED7-CPU's, 2MByte program/2MByte data</p>
953-1LP00	<p>MCC - Memory extension card 8MByte for SPEED7-CPU's, 4MByte program/4MByte data</p>

ACCESSORIES

HB145D_ CPU	<p>Manual System 500S - SPEED7, German CPU 51xS, incl. operations list</p>
HB145E_ CPU	<p>Manual System 500S - SPEED7, English CPU 51xS, incl. operations list</p>

HMI


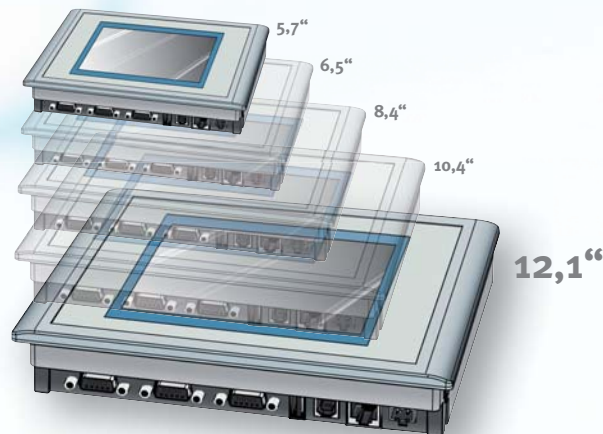


With display sizes of 5,7" to 12,1", Windows® CE 5.0 operating system and visualization software, the VIPA Touch Panels provide universally desirable solutions. The Touch Panels can also be installed with Windows® and with Movicon11 Real Flexible or zenOn 6.22. The VIPA Commander Compact CC 03 with double spaced display, integrated CPU and I/O expansion capacity is the ideal solution for smaller control and operator tasks. The VIPA Operator Panel OP 03 and the Text Display TD 03 are universal operator panels for application with VIPA systems and other control systems via MPI interface.



Features HMI:

- Display sizes: 5,7" – 12,1"
- Display types: STN LCD monochrome and TFT color
- Processor: XSCALE 520MHz or 800MHz
- Memory: 1GByte integrated memory expandable via SD, MMC and CF card
- Interfaces: RS232-, RS485-, RS422-, MPI-, Profibus-DP Slave, Ethernet RJ45-, USB-A- and USB-B- interfaces on board (according to type)
- Operating system: Windows® CE
- Visualization system – including Movicon11 Real Flexible or zenOn 6.22
- CE and UL certification
- Worldwide availability
- 24months warranty



LINES DISPLAY



Fig.: 603-1CC21



Fig.: 603-10P00



Fig.: 603-1TD00



603-1CC21	<p>CC 03 - CommanderCompact DC 24V, 2x 20 characters display, integrated PLC-CPU, 16/24kByte work/load memory, MP²I, MMC slot, real-time clock</p> <p>Periphery: DI 16xDC 24V, DO 16xDC 24V, 0,5A on board, potential separated, up to 4 I/O expansion modules via periphery expansion cable</p>
603-2CC21	<p>CC 03DP - CommanderCompact DC 24V, 2x 20 characters display, integrated PLC-CPU, 16/24kByte work/load memory, MP²I, MMC slot, real-time clock</p> <p>Interface: Profibus-DP slave, 12Mbit/s, address 1...125</p> <p>Periphery: DI 16xDC 24V, DO 16xDC 24V, 0,5A on board, potential separated, up to 4 I/O expansion modules via periphery expansion cable</p>
603-10P00	<p>OP 03 - Operator Panel DC 24V, 2x 20 characters display, 256kByte operator memory, 4096 variables, for application at VIPA CPUs with MP²I interface and with STEP7 programmable CPUs from Siemens, incl. programming cable 2,5m</p>
603-10P10	<p>OP 03 - Operator Panel DC 24V, 2x 20 characters display (GB, RU, GER without umlaut), 256kByte operator memory, 4096 variables, for application at VIPA CPUs with MP²I interface and with STEP7 programmable CPUs from Siemens, incl. programming cable 2,5m</p>
603-1TD00	<p>TD 03 - Text Display DC 24V, 2x 20 characters display for application at VIPA CPUs with MP²I interface and with STEP7 programmable CPUs from Siemens, incl. programming cable 2,5m and SW300T1EA TD-Wizard parameterization software (SW300T1EA please order separately)</p>

TOUCH PANELS



Fig.: Touch Panel

605-3B1Ro-	<p>Touch Panel TP605CQ-1 DC 24V, 5,7" QVGA, TFT color, Xscale-CPU, 520MHz, 64MByte work memory, 0MByte user memory, MPI, RS232, RS422, USB-A, USB-B, Ethernet RJ45, incl. operating system Windows CE 5.0 Core and Runtime Movicon Real Flexible or Runtime zenOn</p>
605-3B1So-	<p>Touch Panel TP605CQ-2 DC 24V, 5,7" QVGA, TFT color, Xscale-CPU, 520MHz, 64MByte work memory, 0MByte user memory, MPI, RS232, RS485, USB-A, USB-B, Ethernet RJ45, incl. operating system Windows CE 5.0 Core and Runtime Movicon Real Flexible or Runtime zenOn</p>
605-3B1To-	<p>Touch Panel TP605CQ CAN-1 DC 24V, 5,7" QVGA, TFT color, Xscale-CPU, 520MHz, 64MByte work memory, 0MByte user memory, CAN interface, RS232, RS422, USB-A, USB-B, Ethernet RJ45, incl. operating system Windows CE 5.0 Core and Runtime Movicon Real Flexible or Runtime zenOn</p>
605-3B1Uo-	<p>Touch Panel TP605CQ CAN-2 DC 24V, 5,7" QVGA, TFT color, Xscale-CPU, 520MHz, 64MByte work memory, 0MByte user memory, CAN interface, RS232, RS485, USB-A, USB-B, Ethernet RJ45, incl. operating system Windows CE 5.0 Core and Runtime Movicon Real Flexible or Runtime zenOn</p>
605-1B1Po-	<p>Touch Panel TP605LQS DC 24V, 5,7" QVGA, LCD monochrome, Xscale-CPU, 520MHz, 64MByte work memory, 0MByte user memory, MPI, USB-B, incl. operating system Windows CE 5.0 Core and Runtime Movicon Real Flexible or Runtime zenOn</p>
605-1B1Co-	<p>Touch Panel TP605LQE DC 24V, 5,7" QVGA, LCD monochrome, Xscale-CPU, 520MHz, 64MByte work memory, 0MByte user memory, Ethernet RJ45, USB-B, incl. operating system Windows CE 5.0 Core and Runtime Movicon Real Flexible or Runtime zenOn</p>

TOUCH PANELS



Fig.: Touch Panel

605-1B1Ro-	Touch Panel T P605MQ-1 DC 24V, 5,7" QVGA, LCD monochrome, Xscale-CPU, 520MHz, 64MByte work memory, 0MByte user memory, MPI, RS232, RS422, USB-A, USB-B, Ethernet RJ45, incl. operating system Windows CE 5.0 Core and Runtime Movicon Real Flexible or Runtime zenOn
605-1B1So-	Touch Panel TP 605MQ-2 DC 24V, 5,7" QVGA, LCD monochrome, Xscale-CPU, 520MHz, 64MByte work memory, 0MByte user memory, MPI, RS232, RS485, USB-A, USB-B, Ethernet RJ45, incl. operating system Windows CE 5.0 Core and Runtime Movicon Real Flexible or Runtime zenOn
606-3B1Ro-	Touch Panel TP 606C-1 DC 24V, 6,5" VGA, TFT color, Xscale-CPU, 520MHz, 64MByte work memory, 0MByte user memory, MPI, RS232, RS422, USB-A, USB-B, Ethernet RJ45, incl. operating system Windows CE 5.0 Core and Runtime Movicon Real Flexible or Runtime zenOn
606-3B1So-	Touch Panel TP 606C-2 DC 24V, 6,5" VGA, TFT color, Xscale-CPU, 520MHz, 64MByte work memory, 0MByte user memory, MPI, RS232, RS485, USB-A, USB-B, Ethernet RJ45, incl. operating system Windows CE 5.0 Core and Runtime Movicon Real Flexible or Runtime zenOn
606-3B1To-	Touch Panel TP 606C CAN-1 DC 24V, 6,5" VGA, TFT color, Xscale-CPU, 520MHz, 64MByte work memory, 0MByte user memory, CAN interface, RS232, RS422, USB-A, USB-B, Ethernet RJ45, incl. operating system Windows CE 5.0 Core and Runtime Movicon Real Flexible or Runtime zenOn
606-3B1Uo-	Touch Panel TP 606C CAN-2 DC 24V, 6,5" VGA, TFT color, Xscale-CPU, 520MHz, 64MByte work memory, 0MByte user memory, CAN interface, RS232, RS485, USB-A, USB-B, Ethernet RJ45, incl. operating system Windows CE 5.0 Core and Runtime Movicon Real Flexible or Runtime zenOn
608-3B2Go-	Touch Panel TP 608C DC 24V, 8,4" SVGA, TFT color, Xscale-CPU, 800MHz, 128MByte work memory, 2048MByte user memory, MPI/Profibus-DP, RS232, RS422/485, USB-A, USB-B, 2x Ethernet RJ45 (switch), incl. operating system Windows CE 5.0 Pro Plus or operating system Windows Embedded CE 6.0 and Runtime Movicon Real Flexible or Runtime zenOn
608-3B2Ho-	Touch Panel TP 608C CAN DC 24V, 8,4" SVGA, TFT color, Xscale-CPU, 800MHz, 128MByte work memory, 2048MByte user memory, CAN interface, RS232, RS422/485, USB-A, USB-B, 2x Ethernet RJ45 (switch), incl. operating system Windows CE 5.0 Pro Plus or operating system Windows Embedded CE 6.0 and Runtime Movicon Real Flexible or Runtime zenOn
610-3B2lo-	Touch Panel TP 610C DC 24V, 10,4" SVGA, TFT color, Xscale-CPU, 800MHz, 128MByte work memory, 2048MByte user memory, MPI/Profibus-DP, RS232, RS422/485, 2xUSB-A, USB-B, 2xEthernet RJ45 (switch), incl. operating system Windows CE 5.0 Pro Plus or operating system Windows Embedded CE 6.0 and Runtime Movicon Real Flexible or Runtime zenOn
610-3B2Jo-	Touch Panel TP 610C CAN DC 24V, 10,4" SVGA, TFT color, Xscale-CPU, 800MHz, 128MByte work memory, 2048MByte user memory, CAN interface, RS232, RS422/485, 2xUSB-A, USB-B, 2xEthernet RJ45 (switch), incl. operating system Windows CE 5.0 Pro Plus or operating system Windows Embedded CE 6.0 and Runtime Movicon Real Flexible or Runtime zenOn
612-3B2lo-	Touch Panel TP 612C DC 24V, 12,1" SVGA, TFT color, Xscale-CPU, 800MHz, 128MByte work memory, 2048MByte user memory, MPI/Profibus-DP, RS232, RS422/485, 2xUSB-A, USB-B, 2xEthernet RJ45 (switch), incl. operating system Windows CE 5.0 Pro Plus or operating system Windows Embedded CE 6.0 and Runtime Movicon Real Flexible or Runtime zenOn
612-3B2Jo-	Touch Panel TP 612C CAN DC 24V, 12,1" SVGA, TFT color, Xscale-CPU, 800MHz, 128MByte work memory, 2048MByte user memory, CAN interface, RS232, RS422/485, 2xUSB-A, USB-B, 2xEthernet RJ45 (switch), incl. operating system Windows CE 5.0 Pro Plus or operating system Windows Embedded CE 6.0 and Runtime Movicon Real Flexible or Runtime zenOn

VIPA IQ HOME ZONE



Fig.: VIPA IQ Home Zone

HZ608-1BCoo **VIPA IQ Home Zone HZ608C**
 DC 24V, 8,4" SVGA, TFT color, MPI/Profibus-DP, RS232, RS422/485, USB-A, USB-B, 2x Ethernet RJ45 (switch), incl. operating system Windows CE 5.0 Core and Runtime Movicon Real Flexible or Runtime zenOn

SOFTWARE - EXTENSION

Operating system - please choose:			
Windows CE 5.0 Core for Touch Panel with XScale, 520MHz	A		
Windows CE 5.0 Professional Plus for Touch Panel with XScale, 520MHz* and 800MHz	B		
Windows Embedded CE 6.0 for Touch Panel with XScale, 800MHz	C		
Runtime - please choose:			
ohne Runtime		X	X
MoviconX for Touch Panel with Windows CE 5.0 Core or Windows CE 5.0 Professional Plus		M	A
Movicon11 for Touch Panel with Windows CE 5.0 Core, Windows CE 5.0 Professional Plus or Windows Embedded CE 6.0		M	B
zenOn6.21 256 Tags, for Touch Panel with Windows CE 5.0 Core or Windows CE 5.0 Professional Plus		Z	A
zenOn6.22 256 Tags, for Touch Panel with Windows CE 5.0 Core, Windows CE 5.0 Professional Plus or Windows Embedded CE 6.0		Z	B
Example article number (Touch Panel + operating system + Runtime)			
606-1B1So-BMA	606-1B1So-	B	M A

* surcharge

OPERATING SYSTEM + TOOLS



SW41001EA	PLC-Tool-CE Lade-, Test-, Diagnose-Tool for Windows CE®, S7 communication via MPI, Profibus-DP and Ethernet
SW41903EA	Java (TM) VM for Windows CE
SW41002EA	S7-TCP to MPI Gateway for VIPA Touch Panels with Windows CE, in connection with STEP7 from Siemens
SW416B1EAUB	Windows CE 5.0 Core - Upgrade to Windows CE 5.0 Professional Plus
SW416B1EBUC	Windows CE 5.0 Professional Plus - Upgrade to Windows Embedded CE 6.0 Professional, just in connection with VIPA Touch Panels Xscale-CPU 800MHz

HMI

RUNTIME + TOOLS



SW515R1LBU2	zenOn 6.22-Runtime - Upgrade from 256 Tags to 512 Tags
SW515R1LBU3	zenOn 6.22-Runtime - Upgrade from 256 Tags to 1024 Tags
SW515R1LBU4	zenOn 6.22-Runtime - Upgrade from 256 Tags to 2048 Tags
SW515R1LBU5	zenOn 6.22-Runtime - Upgrade from 256 Tags to 4096 Tags (only in connection with Windows Embedded CE 6.0 Professional)
SW515R2LBU3	zenOn 6.22-Runtime - Upgrade from 512 Tags to 1024 Tags
SW515R3LBU4	zenOn 6.22-Runtime - Upgrade from 1024 Tags to 2048 Tags
SW515R4LBU5	zenOn 6.22-Runtime - Upgrade from 2048 Tags to 4096 Tags (only in connection with Windows Embedded CE 6.0 Professional)
SW515O1LA	zenOn 6.22 - Extended Trend & Archivserver (SE) (only in connection with Windows Embedded CE 6.0 Professional)
SW515O2LA	zenOn 6.22 - WEB Server Pro up to 3 parallele connections (only in connection with VIPA Touch Panels and Windows CE)
SW614E1MA	MoviconX Editor , incl. USB-Dongle
SW614E1MB	Movicon11 Editor , incl. USB-Dongle
SW614E1MAUB	MoviconX Editor - Upgrade to Movicon11
SW615E1MB	zenOn 6.22 Editor , incl. USB-Dongle, up to 256 Tags for Windows CE
SW615E2MB	zenOn 6.22 Editor , incl. USB-Dongle, up to 512 Tags for Windows CE
SW615E3MB	zenOn 6.22 Editor , incl. USB-Dongle, up to 1024 Tags for Windows CE
SW615E4MB	zenOn 6.22 Editor , incl. USB-Dongle, up to 2048 Tags for Windows CE
SW615E5MB	zenOn 6.22 Editor , incl. USB-Dongle, up to 4096 Tags for Windows CE (only in connection with Windows Embedded CE 6.0 Professional)
SW615E1MBU2	zenOn 6.22 Editor - Upgrade from 256 Tags to 512 Tags
SW615E2MBU3	zenOn 6.22 Editor - Upgrade from 512 Tags to 1024 Tags
SW615E3MBU4	zenOn 6.22 Editor - Upgrade from 1024 Tags to 2048 Tags
SW615E4MBU5	zenOn 6.22 Editor - Upgrade from 2048 Tags to 4096 Tags
SW615E1MAUB	zenOn 6.21 Editor - Upgrade to 6.22

USER MEMORY EXTENSIONS



Fig.: CompactFlash for Touch Panels
• 64MByte up to 1GByte



Fig.: SD Card for Touch Panels
• 64MByte up to 1GByte

574-2AG00	CF - CompactFlash Memory Card 512MByte for VIPA Touch Panels
574-2AH00	CF - CompactFlash Memory Card 1GByte for VIPA Touch Panels
574-2Al00	CF - CompactFlash Memory Card 2GByte for VIPA Touch Panels
953-1SG00	SD - SecureDisk Memory Card 512MByte for VIPA Touch Panels
953-1SH00	SD - SecureDisk Memory Card 1GByte for VIPA Touch Panels
953-1Sl00	SD - SecureDisk Memory Card 2GByte for VIPA Touch Panels

ACCESSORIES



Fig.: 660-oKB00
Peripheral expansion cable

574-1AD00	Protective foil TP605/TP606 for Touch Panel 5,7" and 6,5", 10 pieces
574-1AD10	Protective foil TP608/TP610 for Touch Panel 8,4" and 10,4", 10 pieces
660-oKB00	Periphery expansion cable CC 03 for up to 4 expansion modules EM 123 or System 200V module, 0,5m
670-oKB00	OP/AG-cable 0°/90° with PU-/Diagnostic port for VIPA CC 03, OP 03, TD 03
670-oKB01	OP/AG-cable 90°/90° with PU-/Diagnostic port for VIPA CC 03, OP 03, TD 03
670-oKB10	USB-programming cable for Touch Panels with Movicon, 3,0m
670-oKB20	Ethernet programming cable for Touch Panels with Movicon or zenOn, 3,0m
HZ608-oUP00	VIPA IQ Home Zone HZ608C, flush mounting case

MANUALS



Fig.: Manual

HB116D	Manual Lines Display - Compendium, German HB116D_CC incl. operations list, HB116D_OP, HB116D_TD
HB116D_ CC03	Manual Lines Display, German Commander Compact CC03, incl. operations list
HB116D_ OP03	Manual Lines Display, German Operator Panel OP03
HB116D_ TD03	Manual Lines Display, German Text Display TD03
HB116E	Manual Lines Display, English Compendium: HB116E_CC, HB116E_OP, HB116E_TD
HB116E_ CC03	Manual Lines Display, English Commander Compact CC03, incl. operations list
HB116E_ OP03	Manual Lines Display, English Operator Panel OP03
HB116E_ TD03	Manual Lines Display, English Text Display TD03
HB160D_ TP_X5	Manual Touch Panel, xScale 520MHz - Compendium, German HB160D_605-1BC00, HB160D_605-1BC40, HB160D_605-1BL00, HB160D_605-1BL30, HB160D_605-1BM00, HB160D_606-1BC00, HB160D_606-1BC40, HB160D_608-1BC00, HB160D_608-1BC40, HB160D_610-1BC00, HB160D_610-1BC40, HB160D_612-1BC00
HB160D_ TP_X8	Manual Touch Panel, xScale 800MHz - Compendium, German HB160D_608-1BC01, HB160D_608-1BC41, HB160D_610-1BC41, HB160D_612-1BC01
HB160E_ TP_X5	Manual Touch Panel, xScale 520MHz - Compendium, English HB160E_605-1BC00, HB160E_605-1BC40, HB160E_605-1BL00, HB160E_605-1BL30, HB160E_605-1BM00, HB160E_606-1BC00, HB160E_606-1BC40, HB160E_608-1BC00, HB160E_608-1BC40, HB160E_610-1BC00, HB160E_610-1BC40, HB160E_612-1BC00
HB160E_ TP_X8	Manual Touch Panel, xScale 800MHz - Compendium, English HB160E_608-1BC01, HB160E_608-1BC41, HB160E_610-1BC41, HB160E_612-1BC01

VIPA Software




The VIPA Software options offer effective and comfortable tools for programming and parameterization of VIPA systems and other automation concepts. The whole VIPA Software assortment can be found on the ToolDemo-CD (SW900T-oLA) which offers demo versions free of charge, upgradable to full licensing when required.



VIPA Software Overview:

- WinPLC7 – PLC programming software and simulation tool
- WinNCS – Parameterization tool for TCP/IP and Profibus-DP
- WinCoCT – Parameterization tool for VIPA CANopen Master
- OP-Manager – Parameterization tool for OP o3
- TD-Wizard – Parameterization tool for TD o3
- OPC-Server – Software interface for data exchange via MPI, TCP/IP and RFC1006
- MoviconX – Visualization software – Editor and Runtime
- PLC Agent-pro – PLC Analyzer for VIPA controllers and S5/S7 controllers from Siemens
- WinLP – labelling software for VIPA System 200V
- Eplan Macros – Technical information and drawings on Vipa systems 100V, 200V, 300V and 300S
- Handling blocks – Libraries for Vipa systems and components
- Drivers – Device support for VIPA IPC, Slot PLC and communication processors
- Demo projects – Configurations for Vipa system 200V and 300V
- GSD/EDS files – Configuration files for Profibus-DP and CANopen
- How-to-do's – Information for initial set-up



OPC-SERVER



Fig.: OPC-Server

SW110A1LA	OPC-Server MPI driver, single licence
SW110A2LA	OPC-Server RFC1006 driver, single licence
SW110A3LA	OPC-Server TCP/IP driver (Read/Write), single licence

PROGRAMMING SOFTWARE



Fig.: WinPLC

SW211C1DD	WinPLC7 – single licence, CD, German, Tool for STEP7 from Siemens Programming-, test-, diagnosis- and simulation software for VIPA Systems 100V, 200V, 300S, 300V, 500S and S7-300 from Siemens, STL-, LAD- and FBD programming.
SW211C1ED	WinPLC7 – single licence, CD, English, Tool for STEP7 from Siemens Programming-, test-, diagnosis- and simulation software for VIPA Systems 100V, 200V, 300S, 300V, 500S and S7-300 from Siemens, STL-, LAD- and FBD programming.
SW211K1OD	WinPLC7 – single licence, Key, Tool for STEP7 from Siemens Programming-, test-, diagnosis- and simulation software for VIPA Systems 100V, 200V, 300S, 300V, 500S and S7-300 from Siemens, STL-, LAD- and FBD programming. Download version: http://www.winplc7.com/v4/vipa-download.htm
SW211D1DD	WinPLC7 – single licence, CD + Dongle, German, Tool for STEP7 from Siemens Programming-, test-, diagnosis- and simulation software for VIPA Systems 100V, 200V, 300S, 300V, 500S and S7-300 from Siemens, STL-, LAD- and FBD programming.
SW211D1ED	WinPLC7 – single licence, CD + Dongle, English, Tool for STEP7 from Siemens Programming-, test-, diagnosis- and simulation software for VIPA Systems 100V, 200V, 300S, 300V, 500S and S7-300 from Siemens, STL-, LAD- and FBD programming.
SW211K2OD	WinPLC7lite – single licence Only in connection with VIPA System 100V CPUs, contained on SW900ToLA ToolDemo-CD, registration via Internet possible

VIPA Software

PARAMETERIZATION SOFTWARE



Fig.: TD-Wizard

SW303A1LA	FM 355 - Projecting package, single licence for configuration and parameterization of VIPA FM 355 temperature controller (Parameter/configuration transfer: PC/PU->controller module)
SW303A2LA	FM 355 - Projecting package Remote, single licence for configuration and parameterization of VIPA FM 355 temperature controller (Parameter/configuration transfer: PC/PU->controller module (via network))
SW300T1EA	TD-Wizard Parameterization tool for TD 03
SW300P1LA	WinNCS - Universal parameterization- and configuration tool Components engineering, Ethernet protocols TCP/IP, SINEC H1, IPK, RFC1006 - Profibus-DP (2BF)
SW307A1MA	TM-Config-Tool Modem-TCP/IP configuration, firmware updater, backup/restore
SW300C1EA	WinCoCT CANopenConfiguration-Tool, single licence
SW300O1LA	OP-Manager Parameterization tool for OP 03, single licence

ANALYSIS TOOL



Fig.: WinPLC-Analyzer

SW711A2LA	WinPLC analysis tool, single licence, CD + Dongle, German/English for VIPA Systems 100V, 200V, 300S, 300V, 500S and S7-300/400 from Siemens, incl. driver
SW711A1LA	WinPLC analysis tool, single licence, CD + Dongle, German/English for VIPA Systems 100V, 200V, 300S, 300V, 500S and S7-300/400 from Siemens (in combination with WinPLC7), incl. driver

OTHER SOFTWARE



Fig.: ToolDemo-CD

SW900HoLA	Manuals & More complete documentation on CD-Rom
SW900ToLA	ToolDemo-CD, complete VIPA software collection WinPLC7, Movicon11 Editor, OP-Manager, TD-Wizard, OPC-Server, WinCoCT, WinNCS, GSD-/EDS-files, handling blocks, drivers, How-to-do's

MANUALS



Fig.: Manual

HB45D	Manual OPC server , German
HB45E	Manual OPC server , English
HB91D	Manual WinNCS , German
HB91E	Manual WinNCS , English
S7-Crashkurs-EX	Publication: Practical introduction into PLC programming with simulation software WinPLC7. Targeted at users looking for introduction into PLC programming software STEP7 and practical experience at the same time.

VIPA Accessories



VIPA offers a wide range of accessories like programming, download or Profibus-DP cables, memory modules and Profibus-DP connectors with diagnosis.



TELESERVICE MODULES



Fig.: 900-1E630

900-1E630	TM-E ISDN DC 12V...24V, ISDN, MPI, Ethernet RJ45, router functions, DI 1xDC 24V, DO 1xDC 24V 0,2A, TM-Config-Tool (CD)
900-1E640	TM-E Analog DC 12V...24V, PSTN (Analog), MPI, Ethernet RJ45, router functions, DI 1xDC 24V, DO 1xDC 24V 0,2A, TM-Config-Tool (CD)
900-1E650	TM-E GSM/GPRS EU DC 12V...24V, GSM/GPRS EU, MPI, Ethernet RJ45, router functions, DI 1xDC 24V, DO 1xDC 24V 0,2A, TM-Config-Tool (CD), (Antenna please order separately: 240-oEAoo)
900-1E660	TM-E GSM/GPRS US DC 12V...24V, GSM/GPRS US, MPI, Ethernet RJ45, router functions, DI 1xDC 24V, DO 1xDC 24V 0,2A, TM-Config-Tool (CD), (Antenna please order separately: 240-oEAoo)

ACCESSORIES



Fig.: 306-1UA10

306-1UA10	IM 306 DP-Slave for integration of central and expansion modules of SIMATIC S5-115U and 135U from Siemens into Profibus-DP networks
470-2AA00	CM 470 - Adaptation capsule for acceptance from two one-tier or one double-tier S5-135U module from Siemens, interruptable
951-oKD00	MC 951 - Memory Card 16kByte for S7-300 from Siemens, Flash Eprom, short
951-oKE00	MC 951 - Memory Card 32kByte for S7-300 from Siemens, Flash Eprom, short
951-oKF00	MC 951 - Memory Card 64kByte for S7-300 from Siemens, Flash Eprom, short
951-oKG00	MC 951 - Memory Card 128kByte for S7-300 from Siemens, Flash Eprom, short
951-oKJ00	MC 951 - Memory Card 512kByte for S7-300 from Siemens, Flash Eprom, short

ACCESSORIES



Fig.: Standard Profibus cable

- FCC 2xAWG 22 - standard profibus cable, preset cable laying according to EN 50170, flame retardant according to VDE 0472, T804 inspection B, shell color violet



Fig.: VIPA „Green Cable“

- Programming and download cable, RS232/MPI 2,5m for VIPA CPUs 100V, 200V and 300V



PC/AG programming cable

- MPI/PPI-RS232-Adapter, external voltage supply, 3m
- MPI-USB-Adapter, 3m
- MPI-TCP/IP-Adapter, 3m
- MPI-cable with PG-diagnostic port 2,5m



Fig.: EasyConn PB90°/PB45°/PB0° -SubD- connector

- 12Mbit/s, metal case, PG-jack, insulation piercing, connection switchable termination resistor

830-oLC00	FCC 2xAWG 22 - Standard Profibus cable Fixed installation according to EN 50170, flame retardant according to VDE 0472, T804 test type B, cable shell color violet, 100m ring
830-oLD00	FCC 2xAWG 22 - Standard Profibus cable Fixed installation according to EN 50170, flame retardant according to VDE 0472, T804 test type B, cable shell color violet, 200m ring
830-oLE00	FCC 2xAWG 22 - Standard Profibus cable Fixed installation according to EN 50170, flame retardant according to VDE 0472, T804 test type B, cable shell color violet, 500m on role
830-oLF00	FCC 2xAWG 22 - Standard Profibus cable Fixed installation according to EN 50170, flame retardant according to VDE 0472, T804 test type B, cable shell color violet, 1000m on role
950-oAD00	USB adapter for MMC programming (Windows 98SE/ME/2000/XP)
950-oAD10	PCMCIA adapter for MMC programming
950-oKB00	VIPA "Green Cable" programming- and download cable, RS232/MPI, 2m for VIPA CPUs 100V, 200V and 300V
950-oKB01	PC/AG programming cable RS232-MPI-adapter, 3m
950-oKB10	PC/AG programming cable RS232-MPI/PPI adapter, LCD, 3m
950-oKB20	PC/AG programming cable RS232-MPI adapter, external DC 24V power supply, 1,3m
950-oKB30	PC/AG programming cable USB-MPI/PPI adapter, LCD, 3m
950-oKB31	PC/AG programming cable USB-MPI adapter, 3m
950-oKB40	PC/AG programming cable TCP/IP-MPI/Profibus adapter, 3m
950-oKB50	PG/AG programming cable MPI cable with PG/diagnosis port, 2,5 m
972-oDP01	EasyConn PB 90° - SubD connector 12MBit/s, metal case, PG-jack, insulation piercing connection, switchable termination resistor, 90° outgoing cable
972-oDP10	EasyConn PB 90° - SubD connector 12MBit/s, metal case, PG-jack, insulation piercing connection, switchable termination resistor, 90° outgoing cable, bus diagnosis via LEDs
972-oDP20	EasyConn PB 45° - SubD connector 12MBit/s, metal case, PG-jack, insulation piercing connection, switchable termination resistor, 45° outgoing cable, bus diagnosis via LEDs
972-oDP30	EasyConn PB 0° - SubD connector 12MBit/s, metal case, insulation piercing connection, switchable termination resistor, 0° outgoing cable, bus diagnosis via LEDs
972-9DP01	EasyConn PB 90° - SubD connector without LEDs ECO pack: 100 pieces
972-9DP10	EasyConn PB 90° - SubD connector with LEDs ECO pack: 100 pieces
972-9DP20	EasyConn PB 45° - SubD connector with LEDs ECO pack: 100 pieces
972-9DP30	EasyConn PB 0° - SubD connector with LEDs ECO pack: 100 pieces
905-6AA00	EasyStrip Stripping tool for Profibus cable

Supply and Delivery terms

GENERAL

The general supply and delivery terms for products and services of the Electrical Industry published by ZVEI Frankfurt am Main are valid in their latest version as well as the addendum on extended retention of title. Court of jurisdiction: Erlangen.

In case they are not at your disposal, please ask for a printed copy or make a download from our homepage www.vipa.de -> contact -> terms of delivery

The prices are quoted in Euro (€) ex works, without insurance, freight and packaging. They do not include any VAT. Packaging cannot be returned.

VAT will be indicated separately according to legal regulations and at the respective valid rate.

MINIMUM ORDER VALUE

The minimum value for each order amounts to € 150,- net. Orders with a value less than € 150,- will be charged with a handling fee of € 20,- to cover costs.

VALIDITY

With the date this price list comes into effect all former prices are no longer valid.

The price list may be subject to changes, especially as far as the values, dimensions and weights are concerned, if nothing different is noted explicitly.

The goods will be invoiced at the date of dispatch.

MANUALS

When ordering modules, you will receive the corresponding documentation free of charge in PDF format on CD-ROM. If you wish to receive hard copies of manuals, please order them separately.

The latest versions of all our manuals can be found on our homepage www.vipa.de -> service -> manuals.

For further information please contact us:

Domestic sales: +49 - (0) 9132 / 744 - 1730

Export sales: +49 - (0) 9132 / 744 - 1675

Homepage: <http://www.vipa.de>

FTP-Server: <ftp://ftp.vipa.de>

(Please consider that your FTP server should be set to passive mode.)

LEGEND

Limited/without discount: %

MPI² = MPI + RS232 (all VIPA CPUs except SPEED7)

MPI = all SPEED7 CPUs

VIPA System 100V, System 200V, System 300V, System 300S, System 400V, System 500V and Commander Compact are registered trademarks of VIPA – Gesellschaft für Visualisierung und Prozessautomatisierung mbH.

SIMATIC, STEP, and are registered trademarks of Siemens AG.

Windows® CE 5.0 and Windows® CE 5.0 Professional and Windows® Embedded CE 6.0 are registered trademarks of Microsoft.

Zenon is a registered trademark of Copa Data GmbH.

Any liability for misprints or errors is excluded; subject to modifications and amendments.

Version: 11.2008 EK007201



The World of VIPA

